STA-LOK®

# Marine Rigging Hardware

2022 Price List

> RELIABILITY AND ENDURANCE ARE AT THE FOREFRONT OF EVERYTHING WE DO.


| | |
|---|---|
| Our Standard Wire | 06 |
| Sta-Lok Self-Fit Terminals | 12 |
| Sta-Lok Insulators | 28 |
| Sta-Lok Swage Terminals | 36 |
| Sta-Lok Bronze Turnbuckles | 46 |
| Sta-Lok Supajust Turnbuckles | 64 |
| Sta-Lok Threaded End Fittings | 78 |
| Tip Cup | 89 |
| Marine Toggles | 90 |
| Sta-Lok Guard Rails & Life Line Fittings | 92 |
| Other Products & Accessories | 116 |


ISO 9001 ISOQAR REGISTERED ukcumus.com

Cert No. 12888

## FOR THE MOST BEAUTIFUL BOATS CHOOSE STA-LOK.

Sta-Lok have been supplying the global marine industry for more than 49 years after first introducing our products at the International London Boat show in 1973.

Our products are designed with safety in mind, manufactured using high specification stainless steels, selected for their strength and corrosion resistance.

Our dedication to design, manufacturing and customer service means reliability and endurance are at the forefront of everything we do. After all, our products must stand up to the most challenging of climatic conditions.

We are proud to be ISO 9001 accredited, re-enforcing our passion for quality through our entire company and our product range.

Today, our extensive range of fittings and wire rope makes Sta-Lok the preferred choice for professionals and sail boat owners alike.

TO MAKE
VISIONS REALITY
CHOOSE STA-LOK.



It is our heritage which is the source of our continued inspiration. Established by my father, Ivor Barfield in 1973, Sta-Lok remains a family run business, where exceptional customer service and quality are engrained into our company culture.

We are proud to have retained our roots as a UK manufacturing company, with all of our products manufactured to the highest quality standards at our facility in Essex, England.

Alongside our manufacturing expertise, we have developed into a leading supplier of stainless steel wire rope, stocking an extensive range of constructions and sizes in multiple reel sizes.

We believe that customer service is an extension of the quality products we produce. Our technical specialists take time to understand the needs of each our clients and we believe this is the starting point for the delivery of excellence.

Terry Barfield

TERRY BARFIELD
*Managing Director*



# Our 2022 Price List

## Trade Accounts

Sta-Lok's Marine market is built upon key relationships with riggers, resellers and distributors, forming a global reseller network to support yacht owners worldwide.

If you would like to add Sta-Lok to your product offering, please make contact and our team will be happy to discuss your requirements further.

**UK Head Office**

+44 (0) 1206 390 773
enquiries@stalok.com
stalok.com

**USA Office**

910 259 3394
usa@stalok.com

## Sta-Lok Trademark

Sta-Lok is a registered trade mark and company logos should not be used without prior approval by said company.

## Pricing Policy

Prices displayed show our recommended retail price. Individual trade accounts and discount programmes to suit the needs of your business can be arranged.

Every effort has been made to ensure that prices are correct at the time of printing.

Prices can be subject to alteration throughout the year and may be changed without notice.

All prices listed are shown in £'s Sterling or $ US Dollars as noted. All prices are exclusive of VAT, sales taxes and delivery costs.

## Returns Policy

Rigging hardware manufactured by Sta-Lok is guaranteed at the time of shipment, to be free of defects in material and craftsmanship and only when used for the purpose intended.

Returned goods will not be accepted without notification and without prior approval by Sta-Lok Terminals Ltd. All returns must be prepaid and in a re-saleable condition before a credit can be issued.

## Technical Information

Ongoing product development means that product specification may change.

Every effort has been made to ensure that technical information displayed is correct at the time of printing.

For any dimensions or product details, break loads, etc. not shown, please make contact with us, and our technical team will be happy to provide.

## Useful Life and Liability

Yacht rigging should be inspected, checked and maintained regularly by an experienced yacht rigger or surveyor.

Many elements, including usage, environment and standard of maintenance can affect the lifetime of your rigging and thus, no guarantee can be provided for product life, load capacity or other factors due to variability in usage.

Some regulatory body's and insurances will require the replacement of rigging and rigging components within certain time frames. You should ascertain if and what regulations apply to you, your yacht/vessel or your project to determine the relevant time-scales for replacement and qualified inspections.

Sta-Lok Terminals Ltd does not assume any responsibility for any incidental or consequential damages in connection with the use of its products.

Sta-Lok does not accept responsibility for products used in applications where safe working loads are exceeded, product has been improperly installed, and/or the product has been modified.

For full information, please refer to our Terms and Conditions at the back of this brochure.

We sell reels of stainless steel wire rope.

Call us now to order yours!

# Our Standard Wire

**Sta-Lok stock a comprehensive range of stainless steel grade 1.4401 (AISI 316) wire rope on 100,200 and 300-metre reels. Conforming to international standards, all wire is certified and fully traceable, in line with our quality systems and ISO 9001 accreditation.**

Minimum break loads are listed but some variance on actual break loads can occur between manufacturers. An appropriate factor of safety should be applied before choosing or specifying a particular product. This factor of safety may be defined by industry standards, law or other regulations depending on the application. It is the consumers responsibility to ensure the appropriate factor is used.

Sta-Lok do not list a "safe working load" as this is dependent on the variable "factor of safety" which must be determined by the user relative to application.

## 1 x 19

The 1x19 construction is the most popular stainless-steel construction as it is suitable for all types of general applications.

*High specification 316 stainless steel.*



| | Diameter | Minimum Breaking Load | | | |
|---|---|---|---|---|---|
| Reference | Wire (MM) | KGF | KN | LBF | KIPS |
| W119 - 2 | 2 | 336 | 3.29 | 741 | 0.73 |
| W119 - 2.5 | 2.5 | 525 | 5.14 | 1,157 | 1.15 |
| W119 - 3 | 3 | 756 | 7.41 | 1,666 | 1.66 |
| W119 - 4 | 4 | 1,340 | 13.14 | 2,954 | 2.95 |
| W119 - 5 | 5 | 2,100 | 20.59 | 4,629 | 4.62 |
| W119 - 6 | 6 | 3,030 | 29.70 | 6,680 | 6.67 |
| W119 - 7 | 7 | 4,120 | 40.40 | 9,083 | 9.08 |
| W119 - 8 | 8 | 5,251 | 51.50 | 11,576 | 11.57 |
| W119 - 10 | 10 | 8,400 | 82.37 | 18,518 | 18.51 |
| W119 - 12 | 12 | 12,102 | 118.68 | 26,680 | 26.68 |
| W119 - 14 | 14 | 16,473 | 161.54 | 36,316 | 36.31 |
| W119 - 16 | 16 | 20,500 | 201.03 | 45,194 | 45.19 |
| W119 - 19 | 19 | 30,300 | 297.14 | 66,800 | 66.79 |
| W119 - 22 | 22 | 40,686 | 399.00 | 89,697 | 89.69 |

*Values shown are for guidance purposes and may vary by manufacturer.







## Compacted Strand

Compacted Strand wires feature high strength and very low stretch, providing this wire with excellent longevity and performance.

*High specification 316 stainless steel.*

1 x 7 | 1 x 19 | 1 x 25 | 1 x 31 | 1 x 36

| | Diameter | Construction | Minimum Breaking Load | | | |
|---|---|---|---|---|---|---|
| Reference | Wire (MM) | | KGF | KN | LBF | KIPS |
| WC - 3 | 3 | 1 x 7 | 999 | 9.80 | 2,202 | 2.20 |
| WC - 4 | 4 | 1 x 7 | 1,784 | 17.50 | 3,933 | 3.93 |
| WC - 5 | 5 | 1 x 19 | 2,440 | 23.93 | 5,379 | 5.37 |
| WC - 6 | 6 | 1 x 19 | 3,549 | 34.81 | 7,824 | 7.82 |
| WC - 7 | 7 | 1 x 19 | 4,909 | 48.15 | 10,822 | 10.82 |
| WC - 8 | 8 | 1 x 19 | 6,149 | 60.31 | 13,556 | 13.55 |
| WC - 10 | 10 | 1 x 19 | 9,769 | 95.81 | 21,536 | 21.53 |
| WC - 12 | 12 | 1 x 19 | 14,400 | 141.22 | 31,746 | 31.74 |
| WC - 14 | 14 | 1 x 36 | 19,286 | 189.14 | 42,518 | 42.52 |
| WC25 - 14 | 14 | 1 x 25 | 19,346 | 189.72 | 42,650 | 42.65 |
| WC - 16 | 16 | 1 x 36 | 25,582 | 250.88 | 56,398 | 56.40 |
| WC25 - 16 | 16 | 1 x 25 | 25,661 | 251.65 | 56,572 | 56.73 |
| WC25 - 19 | 19 | 1 x 25 | 32,076 | 314.56 | 70,715 | 70.71 |

*Values shown are for guidance purposes and may vary by manufacturer.

## 7 x 7

The 7x7 construction wire provides greater flexibility versus the 1x19 wire but it is the stronger of the flexible wire rope. It is often found within the marine industry and used widely in the height safety sector.

*316 stainless steel.*

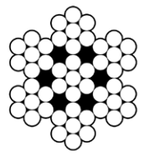

| | Diameter | Minimum Breaking Load | | | |
|---|---|---|---|---|---|
| Reference | Wire (MM) | KGF | KN | LBF | KIPS |
| W77 - 2 | 2 | 248 | 2.44 | 546 | 0.54 |
| W77 - 2.5 | 2.5 | 388 | 3.81 | 855 | 0.85 |
| W77 - 3 | 3 | 558 | 5.48 | 1,230 | 1.23 |
| W77 - 4 | 4 | 920 | 9.03 | 2,028 | 2.03 |
| W77 - 5 | 5 | 1,437 | 14.10 | 3,168 | 3.16 |
| W77 - 6 | 6 | 2,243 | 22.00 | 4,944 | 4.94 |
| W77 - 8 | 8 | 3,681 | 36.10 | 8,115 | 8.11 |
| W77 - 10 | 10 | 6,212 | 60.92 | 13,695 | 13.69 |
| W77 - 12 | 12 | 8,944 | 87.72 | 19,718 | 19.72 |

*Values shown are for guidance purposes and may vary by manufacturer.

## 7 x 19

The 7x19 construction is the most flexible of the multi-strand wire ropes and is used for a wide range of applications. Often found where the curves, corners or angles are required.

*316 stainless steel.*



| | Diameter | Minimum Breaking Load | | | |
|---|---|---|---|---|---|
| Reference | Wire (MM) | KGF | KN | LBF | KIPS |
| W719 - 2 | 2 | 231 | 2.27 | 509 | 0.51 |
| W719 - 2.5 | 2.5 | 361 | 3.55 | 795 | 0.79 |
| W719 - 3 | 3 | 522 | 5.12 | 1,150 | 1.15 |
| W719 - 4 | 4 | 926 | 9.09 | 2,041 | 2.04 |
| W719 - 5 | 5 | 1,447 | 14.20 | 2,528 | 3.19 |
| W719 - 6 | 6 | 2,090 | 20.50 | 4,607 | 4.60 |
| W719 - 7 | 7 | 2,610 | 25.60 | 5,754 | 5.75 |
| W719 - 8 | 8 | 3,708 | 36.37 | 8,174 | 8.17 |
| W719 - 10 | 10 | 5,791 | 56.80 | 12,766 | 12.70 |
| W719 - 12 | 12 | 8,345 | 81.84 | 18,397 | 18.39 |
| W719 - 14 | 14 | 11,358 | 111.39 | 25,040 | 25.04 |
| W719 - 16 | 16 | 14,836 | 145.50 | 32,707 | 32.70 |

*Values shown are for guidance purposes and may vary by manufacturer.

## PVC Covered

Sta-Lok offer white PVC covered 1x19 or 7x7 stainless steel wire rope as a standard. Perfect where a covering is needed for functional or aesthetic purposes. Common application includes guardrails, theatrical cables and gymnasium cables.

*316 stainless steel.*

7 x 7

1 x 19

| | Construction | Diameter | Minimum Breaking Load | | | |
|---|---|---|---|---|---|---|
| Reference | | Wire (MM) | KGF | KN | LBF | KIPS |
| WPC7 - 4 / 6 | 7 x 7 | 4 | 920 | 9.03 | 2,028 | 2.03 |
| WPC1 - 4 / 6 | 1 x 19 | 4 | 1,340 | 13.14 | 2,954 | 2.95 |
| WPC1 - 5 / 7 | 1 x 19 | 5 | 2,100 | 20.59 | 4,629 | 4.62 |
| WPC1 - 5 / 9 | 1 x 19 | 5 | 2,100 | 20.59 | 4,629 | 4.62 |

*Values shown are for guidance purposes and may vary by manufacturer.

*For larger sizes or any cable information not shown. Please contact us for more detail.

Sta-Lok's dedicated warehouse.

Sta-Lok was announced as the first Official Standing Rigging Partner for the Clipper 70's in 2017. Product testing doesn't come much tougher than a 40,000 nautical mile race around the world and our hardware with stood every challenge. We returned as the Official Standing Rigging Partner for the 2019-20 edition - supplying over 450 bespoke fittings and 2150 metres of wire to rig out the fleet ahead of the 2019-2020 circumnavigation.

"Our fleet of 70-foot ocean racers are put to the ultimate test during their circumnavigation, so it is essential their rigging can stand up to the challenge. With more than 40 years' experience providing rigging hardware, we are very pleased to welcome Sta-Lok as our first Official Standing Rigging Partner."

**SIR ROBIN KNOX-JOHNSTON**
CLIPPER CHAIRMAN

CLIPPER ROUND THE WORLD 19-20 | OFFICIAL SUPPLIER

Sanya, China (Race 8, Clipper 2017 - 18).

# Sta-Lok Self-Fit Terminals

The Sta-Lok system is a simple mechanical method of terminating 1x19, 7x7, 7x19 and compacted strand wire ropes.

Over 49 years since its inception, Sta-Lok terminals are used around the world and have gained world-wide recognition for high quality and reliability.

All Sta-Lok terminals can be installed using very simple hand tools and can be used for right hand and left hand lay, stainless steel wire rope from 3mm - 26mm (1/8" - 1").

The Sta-Lok terminal will work under constant loading and variable shock loading. The termination is stronger than the rated breaking load of the wire rope we recommend.

**Please note:**

1. Sta-Lok Terminals have been designed for use with stainless steel wire ropes. They should not be used with Galvanized wire ropes because galvanic action will cause the wire rope to corrode and fail.
2. Sta-Lok Terminals are not suitable for use with wire ropes with fibre cores.
3. Sta-Lok Terminals are not suitable for lifting slings.

**In all situations the Sta-Lok terminal has proven to be totally reliable and is re-usable***

- Manufactured from high specification 316 stainless steel
- Hand fitted instead of machined swage
- Low Maintenance Costs
- Assemble on site, easy to install with simple hand tools
- No pre-measurement required
- A different wedge is required for 1x19, 7 strand and compacted strand wire rope
- All our wedges are laser marked for easy identification and selection

**A new wedge is required when re-terminating wire.*

**Many elements, including usage, environment and standard of maintenance can affect the lifetime of your rigging. All fittings should be inspected, checked and maintained regularly.*







# How to fit a Sta-Lok Terminal

**Stage 1**

**Slide socket component over wire.**

*TIP: Wind tape around wire approx. 12" (300mm) from end. This will prevent the socket from sliding down the wire.*

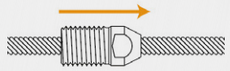

**Stage 2**

**Unravel outer strands 2" to 3" (50-76mm) to expose central core.**

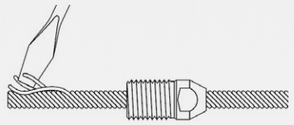

**Stage 3**

**Slide wedge component over central core of wire rope**

**Please note:**

Threads have been treated with anti-seizing gel to prevent galling.

Where it is decided to use loctite, threads should be cleaned.

You should refer to your chosen thread lock instructions / guidelines.

**Stage 4**

**Reposition outer strands.**

Turn outer strands either clockwise or anti-clockwise, depending on the lay of the wire, around the wedge. Ensure approx. 1/8" (2-3mm) of the central core protrudes from the end of the wedge.

Outer strands should be evenly situated around the wedge. Care should be taken to ensure that a strand does not slip into the slit of the wedge.

*TIP: Push the socket towards end of wire, while repositioning the outer strands, this will help control. When wire strands are in position, push socket firmly, to hold wires in position.*

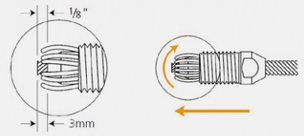


**Stage 5**

**Final Assembly.**

Ensure former component sits in bottom of end fitting. Screw socket assembly into end fitting and tighten with spanners. The assembly is now complete.

*TIP: Undue force is not required to terminate the wire. We would recommend taking the fitting back apart to check that the termination was successful (the outer wires folded over the wedge component).*

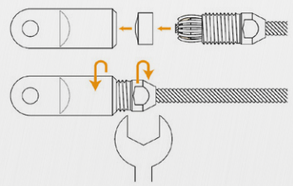

# Sta-Lok Eye

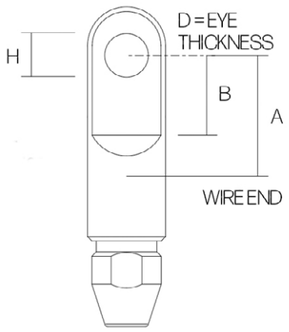


- Sta-Lok Self-Fit Terminal, the reusable alternative to machine swaging
- Quick and easy to install by hand, using basic hand tools
- Packed for 1×19 wire as standard - Different wedges are available to terminate 7 strand & compacted strand wire ropes
- Wedges should be replaced when re-terminating

| Reference | Wire Size (MM) | Wire Size (Inch) | A (MM) | A (Inch) | B (MM) | B (Inch) | D (MM) | D (Inch) | H (MM) | H (Inch) | Weight (KG) | Weight (LB) | Price (£) |
|---|---|---|---|---|---|---|---|---|---|---|---|---|---|
| 033-03 | 3 MM | 1/8" | 17.9 | 0.705 | 10.0 | 0.393 | 5.0 | 0.196 | 6.5 | 1/4" | 0.020 | 0.044 | 22.26 |
| 033-04 | 4 MM | 5/32" | 20.3 | 0.800 | 14.7 | 0.580 | 5.8 | 0.230 | 8.0 | 5/16" | 0.040 | 0.088 | 24.79 |
| 033-05 | 5 MM | - | 24.4 | 0.960 | 18.0 | 0.710 | 7.5 | 0.295 | 10.0 | 3/8" | 0.080 | 0.176 | 28.51 |
| 133-05 | - | 3/16" | 24.4 | 0.960 | 18.0 | 0.710 | 7.5 | 0.295 | 10.0 | 3/8" | 0.080 | 0.176 | 28.51 |
| 133-55-3/8 | - | 7/32" | 32.4 | 1.276 | 23.7 | 0.933 | 9.5 | 0.375 | 10.0 | 3/8" | 0.140 | 0.309 | 37.17 |
| 133-55-7/16 | - | 7/32" | 31.7 | 1.248 | 23.0 | 0.904 | 9.5 | 0.375 | 11.5 | 7/16" | 0.140 | 0.309 | 37.17 |
| 133-55-1/2 | - | 7/32" | 31.0 | 1.219 | 22.2 | 0.875 | 9.5 | 0.375 | 13.0 | 1/2" | 0.140 | 0.309 | 37.17 |
| 033-06-3/8 | 6 MM | - | 32.4 | 1.276 | 23.7 | 0.933 | 9.5 | 0.375 | 10 | 3/8" | 0.14 | 0.309 | 37.17 |
| 033-06-7/16 | 6 MM | - | 31.7 | 1.248 | 23 | 0.904 | 9.5 | 0.375 | 11.5 | 7/16" | 0.14 | 0.309 | 37.17 |
| 033-06 | 6 MM | - | 31.0 | 1.219 | 22.2 | 0.875 | 9.5 | 0.375 | 13.0 | 1/2" | 0.140 | 0.309 | 37.17 |
| 133-06-3/8 | - | 1/4" | 32.4 | 1.276 | 23.7 | 0.933 | 9.5 | 0.375 | 10.0 | 3/8" | 0.140 | 0.309 | 37.17 |
| 133-06-7/16 | - | 1/4" | 31.7 | 1.248 | 23.0 | 0.904 | 9.5 | 0.375 | 11.5 | 7/16" | 0.140 | 0.309 | 37.17 |
| 133-06 | - | 1/4" | 31.0 | 1.219 | 22.2 | 0.875 | 9.5 | 0.375 | 13.0 | 1/2" | 0.140 | 0.309 | 37.17 |
| 033-07 | 7 MM | 9/32" | 32.5 | 1.281 | 24.6 | 0.969 | 10.5 | 0.413 | 13.0 | 1/2" | 0.160 | 0.353 | 42.11 |
| 033-08-1/2 | 8 MM | 5/16" | 35.7 | 1.406 | 27.0 | 1.062 | 12.0 | 0.472 | 13.0 | 1/2" | 0.240 | 0.529 | 51.37 |
| 033-08-5/8 | 8 MM | 5/16" | 35.7 | 1.406 | 27.0 | 1.062 | 13.5 | 0.531 | 16.0 | 5/8" | 0.280 | 0.617 | 68.21 |
| 033-10 | 10 MM | - | 41.1 | 1.619 | 29.2 | 1.150 | 13.5 | 0.531 | 16.0 | 5/8" | 0.340 | 0.750 | 77.48 |
| 033-10-3/4 | 10 MM | - | 41.1 | 1.619 | 29.2 | 1.150 | 13.5 | 0.531 | 19.5 | 3/4" | 0.400 | 0.882 | 77.48 |
| 133-10 | - | 3/8" | 41.1 | 1.619 | 29.2 | 1.150 | 13.5 | 0.531 | 16.0 | 5/8" | 0.340 | 0.750 | 77.48 |
| 133-10-3/4 | - | 3/8" | 41.1 | 1.619 | 29.2 | 1.150 | 13.5 | 0.531 | 19.5 | 3/4" | 0.400 | 0.882 | 77.48 |
| 133-11 | - | 7/16" | 42.8 | 1.687 | 33.3 | 1.312 | 19.0 | 0.748 | 19.5 | 3/4" | 0.680 | 1.499 | 178.42 |
| 033-12 | 12 MM | - | 42.8 | 1.687 | 33.3 | 1.312 | 19.0 | 0.748 | 19.5 | 3/4" | 0.680 | 1.499 | 178.42 |
| 133-12 | - | 1/2" | 42.8 | 1.687 | 33.3 | 1.312 | 19.0 | 0.748 | 19.5 | 3/4" | 0.680 | 1.499 | 178.54 |
| 133-12-7/8 | - | 1/2" | 42.8 | 1.687 | 33.3 | 1.312 | 19.0 | 0.748 | 22.5 | 7/8" | 0.700 | 1.543 | 268.89 |
| 033-14 | 14 MM | 9/16" | 55.6 | 2.187 | 38.1 | 1.500 | 20.0 | 0.788 | 22.5 | 7/8" | 1.100 | 2.425 | 224.25 |
| 033-14-1 | 14 MM | 9/16" | 55.6 | 2.187 | 38.1 | 1.500 | 23.0 | 0.905 | 26.0 | 1" | 1.220 | 2.690 | 249.04 |
| 033-16 | 16 MM | 5/8" | 59.0 | 2.326 | 40.0 | 1.576 | 20.0 | 0.788 | 22.5 | 7/8" | 1.420 | 3.131 | 268.89 |
| 033-16-1 | 16 MM | 5/8" | 60.0 | 2.364 | 40.0 | 1.576 | 20.0 | 0.788 | 25.4 | 1" | 1.700 | 3.748 | 293.68 |
| 033-19 | 19 MM | 3/4" | 68.3 | 2.687 | 49.2 | 1.937 | 27.0 | 1.062 | 28.6 | 1 1/8" | 2.820 | 6.217 | 551.50 |
| 033-22 | 22 MM | 7/8" | 82.6 | 3.250 | 60.3 | 2.375 | 33.3 | 1.312 | 35.0 | 1 3/8" | 3.960 | 8.730 | 657.37 |
| 033-26 | 26 MM | 1" | 86.0 | 3.375 | 60.3 | 2.375 | 33.3 | 1.312 | 35.0 | 1 3/8" | 5.300 | 11.684 | 864.90 |





# Sta-Lok Stud

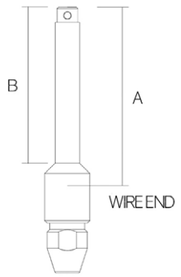


- Manufactured from high specification 316 stainless steel
- Suitable for right hand and left hand lay wire rope
- Sta-Lok Studs available in Right hand thread only and are supplied with split pin
- Packed for 1×19 wire as standard - Different wedges are available to terminate 7 strand & compacted strand wire ropes



| Reference | Wire Size (MM) | Wire Size (Inch) | Thread (UNF) | A (MM) | A (Inch) | B (MM) | B (Inch) | Weight (KG) | Weight (LB) | Price (£) |
|---|---|---|---|---|---|---|---|---|---|---|
| 036-03 | 3 MM | 1/8" | 1/4" | 64.3 | 2.532 | 55.6 | 2.187 | 0.020 | 0.044 | 34.77 |
| 036-04-1/4 | 4 MM | 5/32" | 1/4" | 65.0 | 2.562 | 55.6 | 2.187 | 0.040 | 0.088 | 26.71 |
| 036-04 | 4 MM | 5/32" | 5/16" | 67.5 | 2.656 | 58.7 | 2.312 | 0.060 | 0.132 | 26.71 |
| 036-05-5/16 | 5 MM | - | 5/16" | 70.6 | 2.780 | 58.7 | 2.312 | 0.080 | 0.176 | 31.64 |
| 036-05 | 5 MM | - | 3/8" | 78.0 | 3.062 | 66.7 | 2.625 | 0.080 | 0.176 | 31.64 |
| 136-05-5/16 | - | 3/16" | 5/16" | 65.0 | 2.562 | 58.7 | 2.312 | 0.080 | 0.176 | 31.64 |
| 136-05 | - | 3/16" | 3/8" | 78.0 | 3.062 | 66.7 | 2.625 | 0.080 | 0.176 | 31.64 |
| 136-55 | - | 7/32" | 3/8" | 84.0 | 3.312 | 66.7 | 2.625 | 0.120 | 0.265 | 40.89 |
| 136-55-7/16 | - | 7/32" | 7/16" | 85.0 | 3.343 | 74.6 | 2.937 | 0.140 | 0.309 | 40.89 |
| 036-06-3/8 | 6 MM | - | 3/8" | 84.0 | 3.312 | 66.7 | 2.625 | 0.120 | 0.265 | 40.91 |
| 036-06 | 6 MM | - | 7/16" | 93.0 | 3.656 | 74.6 | 2.937 | 0.140 | 0.309 | 40.91 |
| 136-06-3/8 | - | 1/4" | 3/8" | 84.0 | 3.312 | 66.7 | 2.625 | 0.120 | 0.265 | 40.91 |
| 136-06 | - | 1/4" | 7/16" | 93.0 | 3.656 | 74.6 | 2.937 | 0.140 | 0.309 | 40.91 |
| 136-06-1/2 | - | 1/4" | 1/2" | 94.0 | 3.687 | 81.0 | 3.187 | 0.160 | 0.353 | 40.91 |
| 036-07-7/16 | 7 MM | 9/32" | 7/16" | 95.0 | 3.750 | 74.6 | 2.937 | 0.180 | 0.397 | 50.17 |
| 036-07 | 7 MM | 9/32" | 1/2" | 97.0 | 3.812 | 81.0 | 3.187 | 0.200 | 0.441 | 50.17 |
| 036-08 | 8 MM | 5/16" | 1/2" | 98.0 | 3.875 | 81.0 | 3.187 | 0.240 | 0.529 | 59.55 |
| 036-08-5/8 | 8 MM | 5/16" | 5/8" | 110.0 | 4.343 | 95.2 | 3.750 | 0.300 | 0.661 | 59.55 |
| 036-10 | 10 MM | - | 5/8" | 111.0 | 4.375 | 95.2 | 3.750 | 0.360 | 0.794 | 84.22 |
| 036-10-3/4 | 10 MM | - | 3/4" | 129.0 | 5.062 | 123.8 | 4.875 | 0.480 | 1.058 | 88.67 |
| 136-10 | - | 3/8" | 5/8" | 111.0 | 4.375 | 95.2 | 3.750 | 0.360 | 0.794 | 84.22 |
| 136-10-3/4 | - | 3/8" | 3/4" | 129.0 | 5.062 | 123.8 | 4.875 | 0.480 | 1.058 | 88.67 |
| 136-11 | - | 7/16" | 3/4" | 139.0 | 5.468 | 123.8 | 4.875 | 0.760 | 1.676 | 206.93 |
| 136-11-7/8 | - | 7/16" | 7/8" | 168.0 | 5.625 | 139.7 | 5.500 | 0.880 | 1.940 | 206.93 |
| 036-12 | 12 MM | - | 3/4" | 139.0 | 5.468 | 123.8 | 4.875 | 0.760 | 1.676 | 206.93 |
| 036-12-7/8 | 12 MM | - | 7/8" | 168.0 | 5.625 | 139.7 | 5.500 | 0.880 | 1.940 | 206.93 |
| 136-12 | - | 1/2" | 3/4" | 139.0 | 5.468 | 123.8 | 4.875 | 0.760 | 1.676 | 206.93 |
| 136-12-7/8 | - | 1/2" | 7/8" | 162.0 | 6.375 | 139.7 | 5.500 | 0.880 | 1.940 | 206.93 |
| 036-14 | 14 MM | 9/16" | 7/8" | 170.0 | 6.687 | 139.7 | 5.500 | 1.300 | 2.866 | 240.38 |
| 036-14-100 | 14 MM | 9/16" | 1" | 170.0 | 6.687 | 139.7 | 5.500 | 1.420 | 3.131 | 260.47 |
| 036-16 | 16 MM | 5/8" | 1" | 171.0 | 6.750 | 139.7 | 5.500 | 1.660 | 3.660 | 300.54 |
| 036-19 | 19 MM | 3/4" | 1 1/8" | 213.0 | 8.375 | 171.5 | 6.750 | 3.140 | 6.923 | 651.24 |
| 036-22 | 22 MM | 7/8" | 1 1/4" | 275.0 | 10.812 | 227.0 | 8.937 | 4.540 | 10.009 | 900.28 |
| 036-26 | 26 MM | 1" | 1 3/8" | 284.0 | 11.187 | 232.0 | 9.125 | 5.100 | 11.244 | 1,087.48 |

# Sta-Lok Fork

- Sta-Lok Self-Fit Terminal, the reusable alternative to machine swaging
- Quick and easy to install by hand, using basic hand tools
- Packed for 1×19 wire as standard - Different wedges are available to terminate 7 strand & compacted strand wire ropes
- Wedges should be replaced when re-terminating

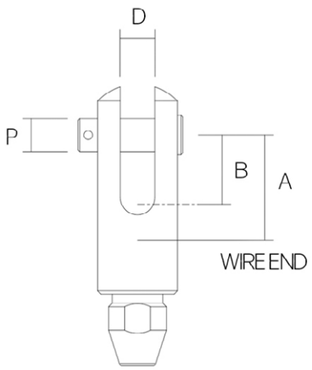

| Reference | Wire Size (MM) | Wire Size (Inch) | A (MM) | A (Inch) | B (MM) | B (Inch) | D (MM) | D (Inch) | P (MM) | P (Inch) | Weight (KG) | Weight (LB) | Price (£) |
|---|---|---|---|---|---|---|---|---|---|---|---|---|---|
| 034-03 | 3 MM | 1/8" | 15.5 | 0.609 | 10.0 | 0.393 | 5.5 | 0.216 | 5.0 | 3/16" | 0.040 | 0.088 | 26.71 |
| 034-04 | 4 MM | 5/32" | 21.1 | 0.830 | 14.7 | 0.580 | 6.4 | 0.250 | 6.4 | 1/4" | 0.060 | 0.132 | 31.04 |
| 034-05 | 5 MM | - | 29.5 | 1.162 | 18.0 | 0.708 | 8.0 | 0.315 | 8.0 | 5/16" | 0.100 | 0.220 | 35.37 |
| 134-05 | - | 3/16" | 29.5 | 1.162 | 18.0 | 0.708 | 8.0 | 0.315 | 8.0 | 5/16" | 0.100 | 0.220 | 35.37 |
| 134-55 | - | 7/32" | 37.1 | 1.459 | 22.2 | 0.875 | 11.1 | 0.437 | 10.9 | 7/16" | 0.220 | 0.485 | 48.36 |
| 034-06 | 6 MM | - | 37.1 | 1.459 | 22.2 | 0.875 | 11.1 | 0.437 | 10.9 | 7/16" | 0.220 | 0.485 | 48.36 |
| 134-06 | - | 1/4" | 37.1 | 1.459 | 22.2 | 0.875 | 11.1 | 0.437 | 10.9 | 7/16" | 0.220 | 0.485 | 48.36 |
| 034-07 | 7 MM | 9/32" | 33.9 | 1.333 | 25.1 | 0.990 | 11.1 | 0.437 | 10.9 | 7/16" | 0.240 | 0.529 | 63.76 |
| 034-07-1/2 | 7 MM | 9/32" | 43.9 | 1.729 | 26.3 | 1.035 | 13.7 | 0.540 | 12.6 | 1/2" | 0.420 | 0.926 | 74.35 |
| 034-08 | 8 MM | 5/16" | 43.9 | 1.729 | 26.3 | 1.035 | 13.7 | 0.540 | 12.6 | 1/2" | 0.420 | 0.926 | 76.27 |
| 034-10 | 10 MM | - | 50.1 | 1.973 | 29.4 | 1.155 | 13.7 | 0.540 | 15.6 | 5/8" | 0.620 | 1.367 | 95.65 |
| 134-10 | - | 3/8" | 50.1 | 1.973 | 29.4 | 1.155 | 13.7 | 0.540 | 15.6 | 5/8" | 0.620 | 1.367 | 95.65 |
| 134-11 | - | 7/16" | 46.0 | 1.812 | 33.3 | 1.312 | 19.1 | 0.750 | 18.5 | 3/4" | 1.180 | 2.601 | 236.17 |
| 034-12 | 12 MM | - | 46.0 | 1.812 | 33.3 | 1.312 | 19.1 | 0.750 | 18.5 | 3/4" | 1.180 | 2.601 | 236.17 |
| 134-12 | - | 1/2" | 46.0 | 1.812 | 33.3 | 1.312 | 19.1 | 0.750 | 18.5 | 3/4" | 1.180 | 2.601 | 236.17 |
| 034-14 | 14 MM | 9/16" | 54.0 | 2.125 | 38.1 | 1.500 | 20.4 | 0.803 | 21.5 | 7/8" | 1.580 | 3.483 | 293.68 |
| 034-16 | 16 MM | 5/8" | 72.7 | 2.861 | 40.0 | 1.576 | 20.4 | 0.803 | 21.5 | 7/8" | 1.980 | 4.365 | 375.49 |
| 034-19 | 19 MM | 3/4" | 92.0 | 3.622 | 50.0 | 1.970 | 27.8 | 1.093 | 27.5 | 1 1/16" | 4.100 | 9.039 | 710.67 |
| 034-22 | 22 MM | 7/8" | 92.0 | 3.622 | 60.3 | 2.375 | 34.9 | 1.375 | 33.0 | 1 5/16" | 5.600 | 12.346 | 840.17 |
| 034-26 | 26 MM | 1" | 92.0 | 3.622 | 60.3 | 2.375 | 34.9 | 1.375 | 33.0 | 1 5/16" | 7.600 | 16.755 | 1,006.27 |





# Sta-Lok Toggle Fork

- Manufactured from high specification 316 stainless steel
- Suitable for right hand and left hand lay wire rope
- Packed for 1×19 wire as standard - Different wedges are available to terminate 7 strand & compacted strand wire ropes
- Wedges should be replaced when re-terminating

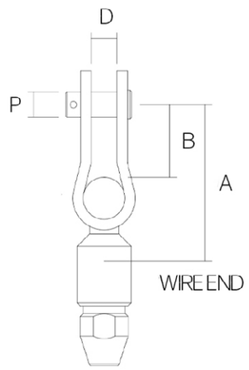

| Reference | Wire Size (MM) | Wire Size (Inch) | A (MM) | A (Inch) | B (MM) | B (Inch) | D (MM) | D (Inch) | P (MM) | P (Inch) | Weight (KG) | Weight (LB) | Price (£) |
|---|---|---|---|---|---|---|---|---|---|---|---|---|---|
| 050-04 | 4 MM | 5/32" | 48.0 | 1.890 | 19.0 | 0.750 | 8.4 | 0.331 | 7.9 | 5/16" | 0.080 | 0.176 | 39.70 |
| 050-05-5/16 | 5 MM | - | 48.0 | 1.890 | 19.0 | 0.750 | 8.4 | 0.331 | 7.9 | 5/16" | 0.100 | 0.220 | 42.11 |
| 050-05 | 5 MM | - | 56.0 | 2.205 | 20.0 | 0.787 | 9.9 | 0.390 | 9.5 | 3/8" | 0.140 | 0.309 | 44.04 |
| 150-05-5/16 | - | 3/16" | 48.0 | 1.890 | 19.0 | 0.748 | 8.4 | 0.453 | 7.9 | 5/16" | 0.100 | 0.220 | 42.11 |
| 150-05 | - | 3/16" | 56.0 | 2.205 | 20.0 | 0.787 | 9.9 | 0.390 | 9.5 | 3/8" | 0.140 | 0.309 | 44.04 |
| 150-55 | - | 7/32" | 56.0 | 2.205 | 20.0 | 0.787 | 9.9 | 0.390 | 9.5 | 3/8" | 0.180 | 0.397 | 53.90 |
| 150-55-7/16 | - | 7/32" | 61.0 | 2.406 | 25.0 | 0.984 | 11.5 | 0.453 | 11.1 | 7/16" | 0.220 | 0.485 | 55.22 |
| 050-06-3/8 | 6 MM | - | 56.0 | 2.205 | 20.0 | 0.787 | 9.9 | 0.390 | 9.5 | 3/8" | 0.180 | 0.397 | 53.90 |
| 050-06 | 6 MM | - | 61.0 | 2.406 | 25.0 | 0.984 | 11.5 | 0.453 | 11.1 | 7/16" | 0.220 | 0.485 | 55.10 |
| 150-06 | - | 1/4" | 65.9 | 2.594 | 28.0 | 1.102 | 13.1 | 0.516 | 12.7 | 1/2" | 0.300 | 0.661 | 53.90 |
| 050-07 | 7 MM | 9/32" | 70.0 | 2.755 | 28.0 | 1.102 | 13.1 | 0.516 | 12.7 | 1/2" | 0.340 | 0.750 | 59.55 |
| 050-08 | 8 MM | 5/16" | 72.0 | 2.835 | 28.0 | 1.102 | 13.1 | 0.516 | 12.7 | 1/2" | 0.400 | 0.882 | 74.35 |
| 050-08-5/8 | 8 MM | 5/16" | 87.0 | 3.422 | 33.0 | 1.299 | 16.3 | 0.642 | 16.0 | 5/8" | 0.600 | 1.323 | 80.61 |
| 050-10 | 10 MM | - | 87.0 | 3.422 | 33.0 | 1.299 | 16.3 | 0.642 | 16.0 | 5/8" | 0.680 | 1.499 | 102.26 |
| 150-10 | - | 3/8" | 87.0 | 3.422 | 33.0 | 1.299 | 16.3 | 0.642 | 16.0 | 5/8" | 0.660 | 1.455 | 102.26 |
| 050-12 | 12 MM | - | 104.0 | 4.094 | 34.0 | 1.339 | 25.0 | 0.984 | 19.1 | 3/4" | 0.680 | 1.499 | 204.53 |

# Sta-Lok Long Stud

- Manufactured from high specification 316 stainless steel
- No pre-measurement needed, self-fitted using simple hand tools
- The additional length of the long stud enables replacement of damaged & unseaworthy swages or seized turnbuckles without having to replace the wire rope

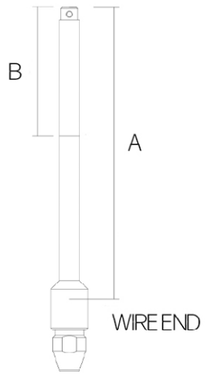

| Reference | Wire Size (MM) | Wire Size (Inch) | Thread (UNF) | A (MM) | A (Inch) | B (MM) | B (Inch) | Weight (KG) | Weight (LB) | Price (£) |
|---|---|---|---|---|---|---|---|---|---|---|
| 076-04 | 4 MM | 5/32" | 5/16" | 141.3 | 5.562 | 54.0 | 2.125 | 0.080 | 0.176 | 36.57 |
| 076-05-5/16 | 5 MM | - | 5/16" | 154.0 | 6.062 | 54.0 | 2.125 | 0.120 | 0.265 | 40.30 |
| 076-05 | 5 MM | - | 3/8" | 166.6 | 6.562 | 66.7 | 2.625 | 0.160 | 0.353 | 37.77 |
| 176-05-5/16 | - | 3/16" | 5/16" | 154.0 | 6.062 | 54.0 | 2.125 | 0.120 | 0.265 | 40.30 |
| 176-05 | - | 3/16" | 3/8" | 166.6 | 6.562 | 66.7 | 2.625 | 0.160 | 0.353 | 37.77 |
| 176-55 | - | 7/32" | 3/8" | 180.2 | 7.094 | 66.7 | 2.625 | 0.180 | 0.397 | 43.31 |
| 176-55-7/16 | - | 7/32" | 7/16" | 188.5 | 7.422 | 76.2 | 3.000 | 0.220 | 0.485 | 47.16 |
| 076-06-3/8 | 6 MM | - | 3/8" | 180.2 | 7.094 | 66.7 | 2.625 | 0.180 | 0.397 | 45.96 |
| 076-06 | 6 MM | - | 7/16" | 188.5 | 7.422 | 76.2 | 3.000 | 0.220 | 0.485 | 47.16 |
| 176-06-3/8 | - | 1/4" | 3/8" | 180.2 | 7.094 | 66.7 | 2.625 | 0.180 | 0.397 | 45.96 |
| 176-06 | - | 1/4" | 7/16" | 188.5 | 7.422 | 76.2 | 3.000 | 0.220 | 0.485 | 47.16 |
| 176-06-1/2 | - | 1/4" | 1/2" | 225.4 | 8.875 | 82.6 | 3.250 | 0.300 | 0.661 | 60.16 |
| 076-07 | 7 MM | 9/32" | 1/2" | 225.4 | 8.875 | 82.6 | 3.250 | 0.380 | 0.838 | 67.61 |
| 076-08 | 8 MM | 5/16" | 1/2" | 225.4 | 8.875 | 82.6 | 3.250 | 0.420 | 0.926 | 73.15 |
| 076-08-5/8 | 8 MM | 5/16" | 5/8" | 271.5 | 10.687 | 95.2 | 3.750 | 0.600 | 1.323 | 75.07 |
| 076-10 | 10 MM | - | 5/8" | 272.3 | 10.719 | 95.2 | 3.750 | 0.700 | 1.543 | 102.87 |
| 176-10 | - | 3/8" | 5/8" | 272.3 | 10.719 | 95.2 | 3.750 | 0.700 | 1.543 | 102.87 |
| 176-11 | - | 7/16" | 3/4" | 339.7 | 13.375 | 115.1 | 4.531 | 1.300 | 2.866 | 218.12 |
| 076-12 | 12 MM | - | 3/4" | 339.7 | 13.375 | 115.1 | 4.531 | 1.300 | 2.866 | 218.12 |
| 176-12 | - | 1/2" | 3/4" | 339.7 | 13.375 | 115.1 | 4.531 | 1.300 | 2.866 | 218.12 |
| 076-14 | 14 MM | 9/16" | 7/8" | 384.2 | 15.125 | 139.7 | 5.500 | 2.230 | 4.916 | 280.08 |
| 076-16 | 16 MM | 5/8" | 1" | 442.0 | 17.041 | 139.7 | 5.500 | 2.850 | 6.283 | 421.92 |





# Sta-Lok Long Eye

- Sta-Lok Self-Fit Terminal, providing instant repair, anywhere
- Quick and easy to install by hand, using basic hand tools
- Packed for 1×19 wire as standard - Different wedges are available to terminate 7 strand & compacted strand wire ropes
- Wedges should be replaced when re-terminating

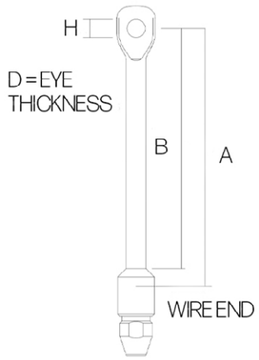

| Reference | Wire Size (MM) | Wire Size (Inch) | A (MM) | A (Inch) | B (MM) | B (Inch) | D (MM) | D (Inch) | H (MM) | H (Inch) | Weight (KG) | Weight (LB) | Price (£) |
|---|---|---|---|---|---|---|---|---|---|---|---|---|---|
| 078-05 | 5 MM | - | 106.0 | 4.187 | 82.5 | 3.250 | 7.5 | 0.295 | 9.8 | 3/8" | 0.120 | 0.265 | 44.64 |
| 178-05 | - | 3/16" | 106.0 | 4.187 | 82.5 | 3.250 | 7.5 | 0.295 | 9.8 | 3/8" | 0.120 | 0.265 | 44.64 |
| 178-55-3/8 | - | 7/32" | 126.0 | 4.875 | 100.0 | 3.937 | 9.5 | 0.375 | 9.8 | 3/8" | 0.200 | 0.441 | 44.04 |
| 178-55 | - | 7/32" | 126.0 | 4.875 | 100.0 | 3.937 | 9.5 | 0.375 | 11.5 | 7/16" | 0.200 | 0.441 | 44.04 |
| 078-06-3/8 | 6 MM | - | 126.0 | 4.875 | 100.0 | 3.937 | 9.5 | 0.375 | 9.8 | 3/8" | 0.200 | 0.441 | 50.89 |
| 078-06 | 6 MM | - | 126.0 | 4.875 | 100.0 | 3.937 | 9.5 | 0.375 | 11.5 | 7/16" | 0.200 | 0.441 | 52.10 |
| 078-06-1/2 | 6 MM | - | 147.0 | 5.750 | 117.5 | 4.625 | 12.0 | 0.472 | 13.0 | 1/2" | 0.260 | 0.573 | 57.62 |
| 178-06-3/8 | - | 1/4" | 126.0 | 4.875 | 100.0 | 3.937 | 7.5 | 0.295 | 9.8 | 3/8" | 0.200 | 0.441 | 50.89 |
| 178-06 | - | 1/4" | 147.0 | 5.750 | 117.5 | 4.625 | 12.0 | 0.472 | 13.0 | 1/2" | 0.260 | 0.573 | 52.10 |
| 078-07 | 7 MM | 9/32" | 147.0 | 5.781 | 117.5 | 4.625 | 12.0 | 0.472 | 13.0 | 1/2" | 0.300 | 0.661 | 60.76 |
| 078-08 | 8 MM | 5/16" | 147.0 | 5.781 | 117.5 | 4.625 | 12.0 | 0.472 | 13.0 | 1/2" | 0.360 | 0.794 | 68.21 |
| 078-08-5/8 | 8 MM | 5/16" | 175.0 | 6.889 | 136.4 | 5.369 | 13.5 | 0.531 | 16.0 | 5/8" | 0.540 | 1.190 | 81.81 |
| 078-10 | 10 MM | - | 175.0 | 6.889 | 136.4 | 5.369 | 13.5 | 0.531 | 16.0 | 5/8" | 0.640 | 1.411 | 101.00 |
| 178-10 | - | 3/8" | 175.0 | 6.889 | 136.4 | 5.369 | 13.5 | 0.531 | 16.0 | 5/8" | 0.640 | 1.411 | 99.73 |
| 178-11 | - | 7/16" | 254.0 | 10.000 | 205.8 | 8.102 | 19.0 | 0.748 | 19.5 | 3/4" | 1.300 | 2.866 | 202.72 |
| 078-12 | 12 MM | - | 254.0 | 10.000 | 205.8 | 8.102 | 19.0 | 0.748 | 19.5 | 3/4" | 1.300 | 2.866 | 201.39 |
| 178-12 | - | 1/2" | 254.0 | 10.000 | 205.8 | 8.102 | 19.0 | 0.748 | 19.5 | 3/4" | 1.300 | 2.866 | 201.39 |
| 078-14 | 14 MM | 9/16" | 330.0 | 13.000 | 280.5 | 11.000 | 21.0 | 0.827 | 22.5 | 7/8" | 2.100 | 4.630 | 323.51 |
| 078-16 | 16 MM | 5/8" | 320.0 | 12.600 | 303.6 | 11.955 | 24.0 | 0.945 | 25.6 | 1" | 2.700 | 5.952 | 501.33 |

# Sta-Lok Stemball

- Sta-Lok Self-Fit Terminal, the reusable alternative to swage
- Packed for 1×19 wire as standard - Different wedges are available to terminate 7 strand & compacted strand wire ropes
- Two part assembly – Threadlock recommended
- Can be used with Stemball Cup (page 118) to bring head size up to fit mast / spreader brackets

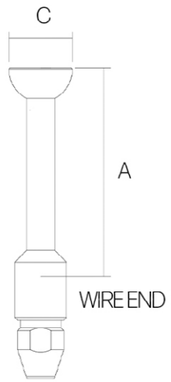




| Reference | Wire Size (MM) | Wire Size (Inch) | A (MM) | A (Inch) | C (MM) | C (Inch) | Weight (KG) | Weight (LB) | Price (£) |
|---|---|---|---|---|---|---|---|---|---|
| 146-55 | - | 7/32" | 96.0 | 3.779 | 21.2 | 0.835 | 0.200 | 0.441 | 55.82 |
| 046-06 | 6 MM | - | 96.0 | 3.779 | 21.2 | 0.835 | 0.200 | 0.441 | 55.82 |
| 146-06 | - | 1/4" | 96.0 | 3.779 | 21.2 | 0.835 | 0.200 | 0.441 | 55.82 |
| 046-07 | 7 MM | 9/32" | 110.0 | 4.330 | 21.6 | 0.850 | 0.280 | 0.617 | 71.35 |
| 046-08 | 8 MM | 5/16" | 125.0 | 4.921 | 26.5 | 1.043 | 0.380 | 0.838 | 80.61 |
| 046-10 | 10 MM | - | 168.0 | 6.614 | 27.6 | 1.086 | 0.500 | 1.102 | 114.66 |
| 146-10 | - | 3/8" | 168.0 | 6.614 | 27.6 | 1.086 | 0.500 | 1.102 | 114.66 |





# Sta-Lok Stay Connector

- Sta-Lok Self-Fit Terminal, providing instant repair, anywhere
- Joins two wires together
- Quick and easy to install by hand, using basic hand tools
- Packed for 1×19 wire as standard - Different wedges are available
- Wedges should be replaced when re-terminating

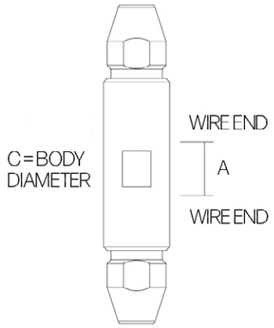

| Reference | Wire Size (MM) | Wire Size (Inch) | A (MM) | A (Inch) | C (MM) | C (Inch) | Weight (KG) | Weight (LB) | Price (£) |
|---|---|---|---|---|---|---|---|---|---|
| 072-04 | 4 MM | 5/32" | 11.1 | 0.437 | 14.3 | 0.562 | 0.060 | 0.132 | 46.56 |
| 072-05 | 5 MM | - | 14.3 | 0.563 | 15.9 | 0.625 | 0.080 | 0.176 | 53.90 |
| 172-05 | - | 3/16" | 14.3 | 0.563 | 15.9 | 0.625 | 0.080 | 0.176 | 53.90 |
| 172-55 | - | 7/32" | 20.6 | 0.812 | 19.1 | 0.750 | 0.160 | 0.353 | 62.56 |
| 072-06 | 6 MM | - | 20.6 | 0.812 | 19.1 | 0.750 | 0.160 | 0.353 | 62.56 |
| 172-06 | - | 1/4" | 20.6 | 0.812 | 19.1 | 0.750 | 0.160 | 0.353 | 62.56 |
| 072-07 | 7 MM | 9/32" | 19.1 | 0.750 | 22.2 | 0.875 | 0.240 | 0.529 | 70.62 |
| 072-08 | 8 MM | 5/16" | 19.1 | 0.750 | 25.4 | 1.000 | 0.300 | 0.661 | 78.68 |
| 072-10 | 10 MM | - | 24.0 | 0.937 | 28.6 | 1.125 | 0.420 | 0.926 | 110.32 |
| 172-10 | - | 3/8" | 24.0 | 0.937 | 28.6 | 1.125 | 0.420 | 0.926 | 110.32 |
| 172-11 | - | 7/16" | 25.4 | 1.000 | 34.9 | 1.375 | 0.900 | 1.984 | 190.21 |
| 072-12 | 12 MM | - | 25.4 | 1.000 | 34.9 | 1.375 | 0.900 | 1.984 | 190.21 |
| 172-12 | - | 1/2" | 25.4 | 1.000 | 34.9 | 1.375 | 0.900 | 1.984 | 190.21 |

# Sta-Lok 1x19 Wedge

- Must be replaced where Sta-Lok terminals are being re-used
- Must not be used for Dyform, compacted or 7 strand wire ropes
- Individual wedges are laser marked for easy identification

| Reference | Wire Size (MM) | Wire Size (Inch) | Pack (Qty) | Weight per pack (KG) | Weight per pack (LB) | Price (£) |
|---|---|---|---|---|---|---|
| 126-03 | 3 MM | 1/8" | 5 | 0.006 | 0.013 | 14.31 |
| 126-04 | 4 MM | 5/32" | 5 | 0.010 | 0.022 | 20.45 |
| 126-05 | 5 MM | - | 5 | 0.015 | 0.033 | 21.05 |
| 138-05 | - | 3/16" | 5 | 0.016 | 0.035 | 21.05 |
| 138-55 | - | 7/32" | 5 | 0.034 | 0.075 | 26.83 |
| 126-06 | 6 MM | - | 5 | 0.150 | 0.331 | 24.43 |
| 138-06 | - | 1/4" | 5 | 0.151 | 0.333 | 26.83 |
| 126-07 | 7 MM | 9/32" | 5 | 0.195 | 0.430 | 28.27 |
| 126-08 | 8 MM | 5/16" | 2 | 0.054 | 0.119 | 14.44 |
| 126-10 | 10 MM | - | 2 | 0.096 | 0.212 | 19.98 |
| 138-10 | - | 3/8" | 2 | 0.097 | 0.214 | 19.98 |
| 138-11 | - | 7/16" | 1 | 0.048 | 0.106 | 13.47 |
| 126-12 | 12 MM | - | 1 | 0.042 | 0.093 | 13.47 |
| 138-12 | - | 1/2" | 1 | 0.043 | 0.095 | 13.47 |
| 126-14 | 14 MM | 9/16" | 1 | 0.069 | 0.152 | 23.46 |
| 126-16 | 16 MM | 5/8" | 1 | 0.110 | 0.243 | 27.31 |
| 126-19 | 19 MM | 3/4" | 1 | 0.180 | 0.397 | 86.15 |
| 126-22 | 22 MM | 7/8" | 1 | 0.260 | 0.573 | 93.37 |
| 126-26 | 26 MM | 1" | 1 | 0.380 | 0.838 | 97.33 |





# Sta-Lok 7 Strand

- Must be replaced where Sta-Lok terminals are being re-used
- For use with 7×7 and 7×19 stainless steel wire construction only
- Laser marked for easy identification

| Reference | Wire Size (MM) | Wire Size (Inch) | Pack (Qty) | Weight per pack (KG) | Weight per pack (LB) | Price (£) |
|---|---|---|---|---|---|---|
| 127-03 | 3 MM | 1/8" | 5 | 0.004 | 0.009 | 21.53 |
| 127-04 | 4 MM | 5/32" | 5 | 0.008 | 0.018 | 25.39 |
| 127-05 | 5 MM | - | 5 | 0.013 | 0.029 | 28.75 |
| 139-05 | - | 3/16" | 5 | 0.013 | 0.029 | 28.75 |
| 127-06 | 6 MM | - | 5 | 0.029 | 0.064 | 30.44 |
| 139-06 | - | 1/4" | 5 | 0.029 | 0.064 | 30.44 |
| 127-07 | 7 MM | 9/32" | 5 | 0.017 | 0.037 | 32.72 |
| 127-08 | 8 MM | 5/16" | 2 | 0.024 | 0.053 | 16.61 |
| 127-10 | 10 MM | - | 2 | 0.042 | 0.093 | 22.86 |
| 139-10 | - | 3/8" | 2 | 0.020 | 0.044 | 22.86 |
| 127-12 | 12 MM | - | 1 | 0.040 | 0.088 | 23.46 |
| 139-12 | - | 1/2" | 1 | 0.040 | 0.040 | 23.46 |
| 127-14 | 14 MM | 9/16" | 1 | 0.069 | 0.152 | 23.73 |
| 127-16 | 16 MM | 5/8" | 1 | 0.101 | 0.223 | 31.52 |

Metric only

# Sta-Lok Dyform & Compacted Wedges

- Compacted strand and Dyform wire ropes provide higher breaking loads and lower stretch than conventional 1 x 19 wire
- There are 5 different constructions (1×7), (1×19), (1×25), (1×31) and (1×36)
- For use only with Compacted Strand or Dyform wire rope (see table below)

| Reference | Wire Size (MM) | Construction | Compacted Strand | Dyform | Pack (Qty) | Weight per pack (KG) | Weight per pack (LB) | Price (£) |
|---|---|---|---|---|---|---|---|---|
| 154-03C | 3 MM | 1x7 | Yes | No | 5 | 0.005 | 0.011 | 19.85 |
| 154-04 | 4 MM | 1x7 | Yes | Yes | 5 | 0.005 | 0.011 | 23.59 |
| 154-05 | 5 MM | 1x19 | Yes | Yes | 5 | 0.010 | 0.022 | 24.19 |
| 154-06 | 6 MM | 1x19 | No | Yes | 5 | 0.025 | 0.055 | 28.03 |
| 154-06C | 6 MM | 1x19 | Yes | No | 5 | 0.022 | 0.049 | 28.03 |
| 154-07 | 7 MM | 1x19 | No | Yes | 5 | 0.028 | 0.062 | 32.48 |
| 154-07C | 7 MM | 1x19 | Yes | No | 5 | 0.025 | 0.055 | 32.48 |
| 154-08 | 8 MM | 1x19 | Yes | Yes | 2 | 0.017 | 0.037 | 16.61 |
| 154-10 | 10 MM | 1x19 | Yes | Yes | 2 | 0.033 | 0.073 | 22.86 |
| 154-12 | 12 MM | 1x19 | No | Yes | 1 | 0.033 | 0.073 | 15.40 |
| 154-12C19 | 12 MM | 1x19 | Yes | No | 1 | 0.030 | 0.066 | 15.40 |
| 154-14C19 | 14 MM | 1x19 | Yes | No | 1 | 0.056 | 0.123 | 27.07 |
| 154-14 | 14 MM | 1x25 | Yes | Yes | 1 | 0.060 | 0.132 | 27.07 |
| 154-14C36 | 14 MM | 1x36 | Yes | No | 1 | 0.060 | 0.132 | 27.07 |
| 154-16 | 16 MM | 1x25 | No | Yes | 1 | 0.110 | 0.243 | 31.52 |
| 154-16C25 | 16 MM | 1x25 | Yes | No | 1 | 0.110 | 0.243 | 31.52 |
| 154-16C | 16 MM | 1x36 | Yes | No | 1 | 0.110 | 0.243 | 31.52 |
| 154-19C25 | 19 MM | 1x25 | Yes | No | 1 | 0.140 | 0.309 | 86.15 |
| 154-19 | 19 MM | 1x31 | No | Yes | 1 | 0.140 | 0.309 | 86.15 |
| 154-19C36 | 19 MM | 1x36 | Yes | No | 1 | 0.140 | 0.309 | 86.15 |







# Sta-Lok Former

- Recommended to replace where Sta-Lok Self-Fit terminals are being re-used
- Manufactured from stainless steel
- Also available as part of Socket, Wedge & Former Kit

| Reference | Wire Size (MM) | Wire Size (Inch) | Pack (Qty) | Weight per pack (KG) | Weight per pack (LB) | Price (£) |
|---|---|---|---|---|---|---|
| 115-03 | 3 MM | 1/8" | 5 | 0.005 | 0.011 | 9.50 |
| 115-04 | 4 MM | 5/32" | 5 | 0.005 | 0.011 | 9.62 |
| 115-05 | 5 MM | 3/16" | 5 | 0.010 | 0.022 | 11.30 |
| 115-06 | 6 MM | 7/32" & 1/4" | 5 | 0.020 | 0.044 | 12.03 |
| 115-07 | 7 MM | 9/32" | 5 | 0.025 | 0.055 | 14.31 |
| 115-08 | 8 MM | 5/16" | 2 | 0.012 | 0.026 | 6.86 |
| 115-10 | 10 MM | 3/8" | 2 | 0.018 | 0.040 | 8.78 |
| 115-12 | 12 MM | 7/16" & 1/2" | 1 | 0.020 | 0.044 | 10.10 |
| 115-14 | 14 MM | 9/16" | 1 | 0.043 | 0.095 | 16.61 |
| 115-16 | 16 MM | 5/8" | 1 | 0.063 | 0.139 | 20.09 |
| 115-19 | 19 MM | 3/4" | 1 | 0.121 | 0.267 | 80.01 |
| 115-22 | 22 MM | 7/8" | 1 | 0.158 | 0.348 | 84.22 |
| 115-26 | 26 MM | 1" | 1 | 0.198 | 0.437 | 97.45 |

# Sta-Lok Socket, Wedge & Former Kit

- Recommended where Sta-Lok terminals are being re-used
- Packed for 1×19 wire as standard
- Different wedges are available to terminate 7 strand & compacted strand wire ropes

| Reference | Wire Size (MM) | Wire Size (Inch) | Weight (KG) | Weight (LB) | Price (£) |
|---|---|---|---|---|---|
| 208-04 | 4 MM | 5/32" | 0.020 | 0.044 | 13.60 |
| 208-05 | 5 MM | - | 0.021 | 0.046 | 14.31 |
| 211-05 | - | 3/16" | 0.024 | 0.053 | 15.52 |
| 211-55 | - | 7/32" | 0.015 | 0.033 | 21.66 |
| 208-06 | 6 MM | - | 0.040 | 0.088 | 21.66 |
| 211-06 | - | 1/4" | 0.040 | 0.088 | 21.66 |
| 208-07 | 7 MM | 9/32" | 0.060 | 0.132 | 22.86 |
| 227-07* | 7 MM | 9/32" | 0.058 | 0.128 | 25.41 |
| 208-08 | 8 MM | 5/16" | 0.074 | 0.163 | 26.71 |
| 208-10 | 10 MM | - | 0.116 | 0.256 | 37.17 |
| 211-10 | - | 3/8" | 0.116 | 0.256 | 37.17 |
| 211-11 | - | 7/16" | 0.116 | 0.256 | 65.69 |
| 211-12 | - | 1/2" | 0.216 | 0.476 | 65.69 |
| 208-12 | 12 MM | - | 0.217 | 0.478 | 65.69 |
| 208-14 | 14 MM | 9/16" | 0.500 | 1.102 | 104.67 |
| 208-16 | 16 MM | 5/8" | 0.660 | 1.455 | 133.91 |
| 208-19 | 19 MM | 3/4" | 1.320 | 2.910 | 287.54 |
| 208-22 | 22 MM | 7/8" | 1.700 | 3.748 | 350.10 |
| 208-26 | 26 MM | 1" | 2.260 | 4.980 | 494.47 |

*227-07 is a special Terminal Part for Insulators only.

Hudson River, New York.

# Sta-Lok Insulators

Insulators are designed to insulate a section of the boat rigging, turning it into an aerial and the ideal antenna for radio transmission and reception.

Sta-Lok Insulators have proven themselves over the years to be an effective and totally reliable method of converting yacht backstays into radio antenna. Backstays are used as it is the longest single length of wire on the boat.

Industry guidance is that the wire between insulators should be a minimum of 7 meters, with the first insulator situated above head height to avoid touching while transmitting.

The main body of the Sta-Lok Insulator consists of an ingenious stainless steel assembly which is embedded in a black weather-proof nylon moulding, designed to exceed the breaking load of the backstay.

### Electrical Properties

Impedance Measurement @15MHz, Capacitance 16pF Resistance 400K, D.C.Leakage Resistance @ 30Kv, Greater than 10 G Ohms.

Voltage Proof Test – Withstands 30 Kv applied for 2 hours without breakdown. No change in 15 MHz impedance after voltage proof test.

### Please note:

1. Insulators should not be used with hydraulic backstay adjustors.
2. Yacht rigging and Insulators should be inspected, checked and maintained regularly.







## Insulator Body

- Main body of the Sta-Lok Insulator
- Variety of end fittings available

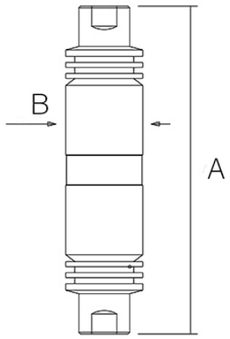

| Reference | Wire Size (MM) | Wire Size (Inch) | A (MM) | A (Inch) | B (MM) | B (Inch) | Weight (KG) | Weight (LB) | Price (£) |
|---|---|---|---|---|---|---|---|---|---|
| 206-06 | 6 MM | 7/32" & 1/4" | 152.0 | 6.000 | 35.0 | 1.375 | 0.370 | 0.816 | 117.90 |
| 206-08 | 7 MM & 8 MM | 9/32" & 5/16" | 164.0 | 6.500 | 38.0 | 1.500 | 0.474 | 1.045 | 136.43 |
| 206-10 | 10 MM | 3/8" | 175.0 | 6.875 | 41.0 | 1.625 | 0.605 | 1.334 | 173.01 |
| 206-12* | 12 MM | 7/16" & 1/2" | 215.0 | 8.500 | 52.0 | 2.000 | 1.700 | 3.748 | 197.31 |

*Achieves 93% of rated breaking load on 12mm compacted strand wire rope.

# Insulator Swage to Swage

- Use on standing rigging to provide radio antenna
- Requires professional swaging
- Manufactured from high specification 316 stainless steel

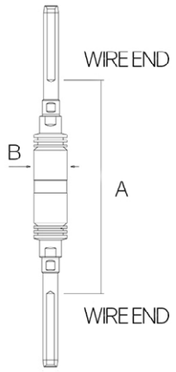

| Reference | Wire Size (MM) | Wire Size (Inch) | A (MM) | A (Inch) | B (MM) | B (Inch) | Weight (KG) | Weight (LB) | Price (£) |
|---|---|---|---|---|---|---|---|---|---|
| 193-55 | - | 7/32" | 111.0 | 4.370 | 35.0 | 1.378 | 0.580 | 1.279 | 166.63 |
| 093-06 | 6 MM | - | 114.0 | 4.488 | 35.0 | 1.378 | 0.580 | 1.279 | 166.63 |
| 193-06 | - | 1/4" | 108.0 | 4.252 | 35.0 | 1.378 | 0.580 | 1.279 | 161.09 |
| 093-07 | 7 MM | 9/32" | 112.0 | 4.409 | 38.0 | 1.496 | 0.792 | 1.746 | 195.38 |
| 093-08 | 8 MM | 5/16" | 112.0 | 4.409 | 38.0 | 1.496 | 0.868 | 1.914 | 206.93 |
| 093-10 | 10 MM | - | 121.0 | 4.764 | 41.0 | 1.614 | 1.145 | 2.524 | 271.66 |
| 193-10 | - | 3/8" | 121.0 | 4.764 | 41.0 | 1.614 | 1.145 | 2.524 | 271.66 |
| 193-11 | - | 7/16" | 149.0 | 5.866 | 52.0 | 2.047 | 1.145 | 2.524 | 351.07 |
| 093-12* | 12 MM | - | 149.0 | 5.866 | 52.0 | 2.047 | 2.702 | 5.957 | 351.07 |
| 193-12 | - | 1/2" | 149.0 | 5.866 | 52.0 | 2.047 | 2.702 | 5.957 | 351.07 |

*Achieves 93% of rated breaking load on 12mm compacted strand wire rope.





# Insulator Terminal to Terminal

- Use on standing rigging to provide radio antenna
- Incorporates Sta-Lok Self fit termination
- Packed for 1×19 wire as standard
- Different wedges are available to terminate 7 strand and compacted strand wire ropes

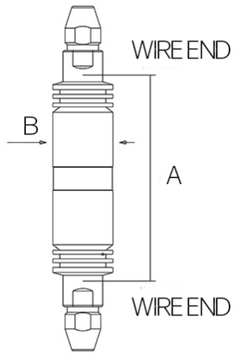

| Reference | Wire Size (MM) | Wire Size (Inch) | A (MM) | A (Inch) | B (MM) | B (Inch) | Weight (KG) | Weight (LB) | Price (£) |
|---|---|---|---|---|---|---|---|---|---|
| 143-55 | - | 7/32" | 114.0 | 4.488 | 35.0 | 1.375 | 0.459 | 1.012 | 156.40 |
| 043-06 | 6 MM | - | 114.0 | 4.488 | 35.0 | 1.375 | 0.459 | 1.012 | 156.40 |
| 143-06 | - | 1/4" | 114.0 | 4.488 | 35.0 | 1.375 | 0.459 | 1.012 | 156.40 |
| 043-07 | 7 MM | 9/32" | 112.0 | 4.409 | 38.0 | 1.500 | 0.625 | 1.378 | 181.30 |
| 043-08 | 8 MM | 5/16" | 112.0 | 4.409 | 38.0 | 1.500 | 0.626 | 1.380 | 189.01 |
| 043-10 | 10 MM | - | 121.0 | 4.764 | 41.0 | 1.625 | 0.851 | 1.876 | 250.48 |
| 143-10 | - | 3/8" | 121.0 | 4.764 | 41.0 | 1.625 | 0.851 | 1.876 | 250.48 |
| 143-11 | - | 7/16" | 149.0 | 5.866 | 52.0 | 2.000 | 2.100 | 4.630 | 374.77 |
| 043-12* | 12 MM | - | 149.0 | 5.866 | 52.0 | 2.000 | 2.100 | 4.630 | 374.77 |
| 143-12 | - | 1/2" | 149.0 | 5.866 | 52.0 | 2.000 | 2.100 | 4.630 | 374.77 |

*Achieves 93% of rated breaking load on 12mm compacted strand wire rope.

# Insulator
## Swage & Eye

- Use on standing rigging to provide radio antenna
- Requires professional swaging
- Manufactured from high specification 316 stainless steel

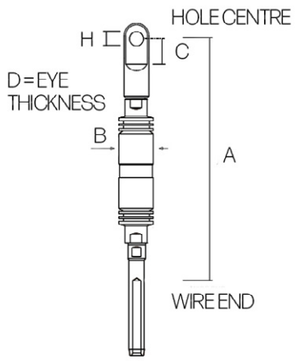

| Reference | Wire Size (MM) | Wire Size (Inch) | A (MM) | A (Inch) | B (MM) | B (Inch) | C (MM) | C (Inch) | D (MM) | D (Inch) | H (MM) | H (Inch) | Price (£) |
|---|---|---|---|---|---|---|---|---|---|---|---|---|---|
| 194-55 | - | 7/32" | 228.5 | 8.996 | 35.0 | 1.378 | 23.0 | 0.940 | 9.5 | 0.375 | 11.5 | 7/16" | 182.98 |
| 094-06 | 6 MM | - | 230.0 | 9.055 | 35.0 | 1.378 | 22.2 | 0.875 | 9.5 | 0.375 | 13.0 | 1/2" | 182.98 |
| 194-06 | - | 1/4" | 227.0 | 8.937 | 35.0 | 1.378 | 22.2 | 0.875 | 9.5 | 0.375 | 13.0 | 1/2" | 182.98 |
| 094-07 | 7 MM | 9/32" | 242.0 | 9.528 | 38.0 | 1.496 | 24.6 | 0.969 | 10.5 | 0.413 | 13.0 | 1/2" | 223.78 |
| 094-08 | 8 MM | 5/16" | 255.0 | 10.039 | 38.0 | 1.496 | 27.0 | 1.062 | 12.0 | 0.472 | 13.0 | 1/2" | 228.83 |
| 094-10 | 10 MM | - | 271.0 | 10.669 | 41.0 | 1.614 | 29.2 | 1.150 | 13.5 | 0.531 | 16.0 | 5/8" | 305.59 |
| 194-10 | - | 3/8" | 271.0 | 10.669 | 41.0 | 1.614 | 29.2 | 1.150 | 13.5 | 0.531 | 16.0 | 5/8" | 305.59 |
| 194-11 | - | 7/16" | 325.0 | 12.795 | 52.0 | 2.047 | 33.3 | 1.312 | 19.0 | 0.748 | 19.5 | 3/4" | 385.12 |
| 094-12* | 12 MM | - | 325.0 | 12.795 | 52.0 | 2.000 | 33.3 | 1.312 | 19.0 | 0.748 | 19.5 | 3/4" | 385.12 |
| 194-12 | - | 1/2" | 325.0 | 12.795 | 52.0 | 2.047 | 33.3 | 1.312 | 19.0 | 0.748 | 19.5 | 3/4" | 385.12 |

*Achieves 93% of rated breaking load on 12mm compacted strand wire rope.





# Insulator
## Terminal & Eye

- Use on standing rigging to provide Radio Antenna
- Weather proof nylon moulded body
- Incorporates Sta-Lok Self fit termination - Packed for 1×19 wire as standard

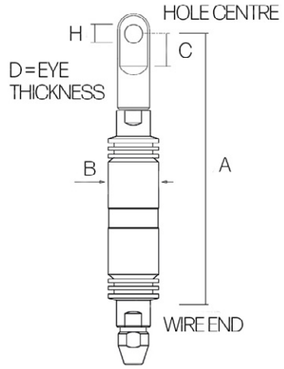

| Reference | Wire Size (MM) | Wire Size (Inch) | A (MM) | A (Inch) | B (MM) | B (Inch) | C (MM) | C (Inch) | D (MM) | D (Inch) | H (MM) | H (Inch) | Price (£) |
|---|---|---|---|---|---|---|---|---|---|---|---|---|---|
| 140-55 | - | 7/32" | 177.0 | 6.969 | 35.0 | 1.375 | 23.0 | 0.940 | 9.5 | 0.375 | 11.5 | 7/16" | 166.27 |
| 091-06 | 6 MM | - | 177.0 | 6.969 | 35.0 | 1.375 | 22.2 | 0.875 | 9.5 | 0.375 | 13.0 | 1/2" | 166.27 |
| 140-06 | - | 1/4" | 177.0 | 6.969 | 35.0 | 1.375 | 22.2 | 0.875 | 9.5 | 0.375 | 13.0 | 1/2" | 166.27 |
| 091-07 | 7 MM | 9/32" | 189.0 | 7.449 | 38.0 | 1.500 | 24.6 | 0.969 | 10.5 | 0.413 | 13.0 | 1/2" | 205.73 |
| 091-08 | 8 MM | 5/16" | 198.0 | 7.795 | 38.0 | 1.500 | 27.0 | 1.062 | 12.0 | 0.472 | 13.0 | 1/2" | 214.63 |
| 091-10 | 10 MM | - | 216.0 | 8.504 | 41.0 | 1.625 | 29.2 | 1.150 | 13.5 | 0.531 | 16.0 | 5/8" | 293.19 |
| 140-10 | - | 3/8" | 216.0 | 8.504 | 41.0 | 1.625 | 29.2 | 1.150 | 13.5 | 0.531 | 16.0 | 5/8" | 293.19 |
| 140-11 | - | 7/16" | 254.0 | 10.000 | 52.0 | 2.000 | 33.3 | 1.312 | 19.0 | 0.748 | 19.5 | 3/4" | 365.87 |
| 091-12* | 12 MM | - | 254.0 | 10.000 | 52.0 | 2.000 | 33.3 | 1.312 | 19.0 | 0.748 | 19.5 | 3/4" | 365.87 |
| 140-12 | - | 1/2" | 254.0 | 10.000 | 52.0 | 2.000 | 33.3 | 1.312 | 19.0 | 0.748 | 19.5 | 3/4" | 365.87 |

*Achieves 93% of rated breaking load on 12mm compacted strand wire rope.

Metric only | Inch only

# Insulator
## Swage Part

- Swage part for insulators
- Screws directly into insulator body
- Requires professional swaging

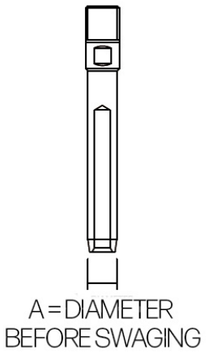

| Reference | Wire Size (MM) | Wire Size (Inch) | A (MM) | A (Inch) | BSF Thread | Weight (KG) | Weight (LB) | Price (£) |
|---|---|---|---|---|---|---|---|---|
| 213-55 | - | 7/32" | 10.7 | 0.422 | 5/8" | 0.105 | 0.231 | 38.37 |
| 203-06 | 6 MM | - | 12.4 | 0.489 | 5/8" | 0.105 | 0.231 | 38.37 |
| 213-06 | - | 1/4" | 12.5 | 0.494 | 5/8" | 0.105 | 0.231 | 38.37 |
| 203-07 | 7 MM | 9/32" | 14.2 | 0.558 | 3/4" | 0.159 | 0.351 | 40.91 |
| 203-08 | 8 MM | 5/16" | 16.1 | 0.630 | 3/4" | 0.197 | 0.434 | 40.91 |
| 203-10 | 10 MM | - | 17.7 | 0.698 | 7/8" | 0.270 | 0.595 | 49.57 |
| 213-10 | - | 3/8" | 17.7 | 0.698 | 7/8" | 0.270 | 0.595 | 49.57 |
| 203-12 | 12 MM | - | 21.3 | 0.839 | 1 1/8" | 0.501 | 1.105 | 84.94 |
| 213-12 | - | 1/2" | 21.3 | 0.839 | 1 1/8" | 0.501 | 1.105 | 84.94 |







# Insulator
## Eye Kit

- Eye Part for Insulators
- Includes adaptor screw for assembly into insulator body
- Thread lock is recommended to use with this product

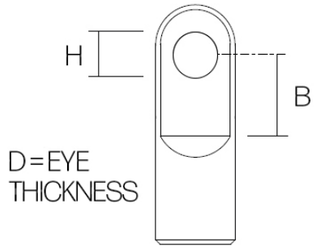

| Reference | Body Reference | B (MM) | B (Inch) | D (MM) | D (Inch) | H (MM) | H (Inch) | Weight (KG) | Weight (LB) | Price (£) |
|---|---|---|---|---|---|---|---|---|---|---|
| 20907-55 | 206-06 | 23.0 | 0.940 | 9.5 | 0.375 | 11.5 | 7/16" | 0.137 | 0.302 | 26.71 |
| 20907-06 | 206-06 | 22.2 | 0.875 | 9.5 | 0.375 | 13.0 | 1/2" | 0.137 | 0.302 | 26.71 |
| 20907-07 | 206-08 | 24.6 | 0.969 | 10.5 | 0.413 | 13.0 | 1/2" | 0.179 | 0.395 | 46.44 |
| 20907-08 | 206-08 | 27.0 | 1.062 | 12.0 | 0.472 | 13.0 | 1/2" | 0.156 | 0.344 | 51.49 |
| 20907-08-5/8 | 206-08 | 27.0 | 1.062 | 13.5 | 0.531 | 16.0 | 5/8" | 0.276 | 0.608 | 76.87 |
| 20907-10 | 206-10 | 29.2 | 1.150 | 13.5 | 0.531 | 16.0 | 5/8" | 0.336 | 0.741 | 83.01 |
| 20907-12 | 206-12 | 33.3 | 1.312 | 19.0 | 0.748 | 19.5 | 3/4" | 0.486 | 1.071 | 102.87 |

# Sta-Lok Swage Terminals

Our stainless steel swage terminals have been designed for use with 1×19, 7×19, 7×7 and compacted strand stainless steel wire rope and can be installed using both rotary & fixed die swaging machines.

Designed with 10 x D hole depths for greater grip and high breaking loads.

Manufactured from 316 stainless steel. All swage terminals are machined to close tolerances to ensure accurate termination.

We have developed a wide selection of products to suit all masts, spreaders and chainplates for metric and inch wire rope from 3mm (1/8") to 26mm (1").

Sta-Lok Swage fittings require professional swaging onto wire rope and are not designed for hand crimping.

**Please note:**

1. Sta-Lok Swage Terminals have been designed for use with stainless steel wire ropes. They should not be used with Galvanized wire ropes because galvanic action will cause the wire rope to corrode and fail.
2. Sta-Lok Swage Terminals are not suitable for use with fibre ropes or wires with fibre cores.

**Many elements, including usage, environment and standard of maintenance can affect the lifetime of your rigging. All fittings should be inspected, checked and maintained regularly.*







## Swage Stud
## Open Body

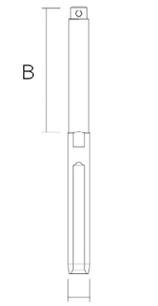


- Suitable for Metric and Inch 1×19, 7 Strand and Compacted Strand wire rope (IWRC)
- Suitable for use with rotary & fixed die swaging machines
- Minimum hole depth 10x wire diameter
- Right hand thread only - Can be used with both open and closed body turnbuckles
- Supplied with split pin

| Reference | Wire Size (MM) | Wire Size (Inch) | Thread (UNF) | A (MM) | A (Inch) | B (MM) | B (Inch) | Weight (KG) | Weight (LB) | Price (£) |
|---|---|---|---|---|---|---|---|---|---|---|
| 051-03 | 3 MM | 1/8" | 1/4" | 6.2 | 0.245 | 56.0 | 2.204 | 0.020 | 0.044 | 6.86 |
| 051-04-1/4 | 4 MM | 5/32" | 1/4" | 7.4 | 0.292 | 56.0 | 2.204 | 0.020 | 0.044 | 6.86 |
| 051-04 | 4 MM | 5/32" | 5/16" | 7.4 | 0.292 | 60.0 | 2.362 | 0.040 | 0.088 | 6.86 |
| 051-05-5/16 | 5 MM | 3/16" | 5/16" | 9.0 | 0.354 | 60.0 | 2.362 | 0.040 | 0.088 | 10.59 |
| 051-05 | 5 MM | 3/16" | 3/8" | 9.0 | 0.354 | 67.0 | 2.625 | 0.060 | 0.132 | 10.59 |
| 151-55 | - | 7/32" | 3/8" | 10.7 | 0.422 | 67.0 | 2.625 | 0.070 | 0.154 | 15.52 |
| 151-55-7/16 | - | 7/32" | 7/16" | 10.7 | 0.422 | 75.0 | 2.953 | 0.080 | 0.176 | 15.52 |
| 051-06-3/8 | 6 MM | - | 3/8" | 12.4 | 0.489 | 67.0 | 2.625 | 0.080 | 0.176 | 15.52 |
| 051-06 | 6 MM | - | 7/16" | 12.4 | 0.489 | 75.0 | 2.953 | 0.100 | 0.220 | 15.52 |
| 151-06-3/8 | - | 1/4" | 3/8" | 12.5 | 0.494 | 67.0 | 2.625 | 0.100 | 0.220 | 15.52 |
| 151-06 | - | 1/4" | 7/16" | 12.5 | 0.494 | 75.0 | 2.953 | 0.100 | 0.220 | 15.52 |
| 151-06-1/2 | - | 1/4" | 1/2" | 12.5 | 0.494 | 81.0 | 3.187 | 0.140 | 0.309 | 15.52 |
| 051-07-7/16 | 7 MM | 9/32" | 7/16" | 14.2 | 0.558 | 75.0 | 2.953 | 0.140 | 0.309 | 24.19 |
| 051-07 | 7 MM | 9/32" | 1/2" | 14.2 | 0.558 | 81.0 | 3.187 | 0.160 | 0.353 | 24.19 |
| 051-08 | 8 MM | 5/16" | 1/2" | 16.1 | 0.630 | 81.0 | 3.187 | 0.180 | 0.397 | 27.31 |
| 051-08-5/8 | 8 MM | 5/16" | 5/8" | 16.1 | 0.630 | 100.0 | 3.937 | 0.260 | 0.573 | 29.11 |
| 051-10 | 10 MM | - | 5/8" | 17.7 | 0.698 | 100.0 | 3.937 | 0.300 | 0.661 | 39.10 |
| 151-10 | - | 3/8" | 5/8" | 17.7 | 0.698 | 100.0 | 3.937 | 0.300 | 0.661 | 39.10 |
| 151-11 | - | 7/16" | 3/4" | 19.6 | 0.776 | 124.0 | 4.875 | 0.540 | 1.190 | 60.16 |
| 051-12 | 12 MM | - | 3/4" | 21.3 | 0.839 | 124.0 | 4.875 | 0.540 | 1.190 | 60.16 |
| 051-12-7/8 | 12 MM | - | 7/8" | 21.3 | 0.839 | 140.0 | 5.511 | 0.680 | 1.499 | 108.52 |
| 151-12 | - | 1/2" | 3/4" | 21.3 | 0.839 | 124.0 | 4.875 | 0.540 | 1.190 | 60.16 |
| 051-14 | 14 MM | 9/16" | 7/8" | 24.9 | 0.979 | 140.0 | 5.511 | 0.900 | 1.984 | 111.53 |
| 051-16 | 16 MM | 5/8" | 1" | 28.0 | 1.104 | 162.0 | 6.375 | 1.260 | 2.778 | 133.91 |
| 051-19 | 19 MM | 3/4" | 1 1/8" | 34.4 | 1.354 | 184.0 | 7.250 | 2.100 | 4.630 | 240.62 |
| 051-22 | 22 MM | 7/8" | 1 1/4" | 40.3 | 1.588 | 215.0 | 8.464 | 3.220 | 7.099 | 368.75 |
| 051-26 | 26 MM | 1" | 1 3/8" | 45.8 | 1.807 | 220.0 | 8.656 | 4.000 | 8.818 | 426.37 |

# Swage Stud
## Closed Body

- Suitable for use with rotary & fixed die swaging machines
- Designed for Metric and Inch 1×19, 7 Strand and Compacted Strand wire rope (IWRC)
- Minimum hole depth 10x wire diameter
- Right and left hand thread available - Use with closed body turnbuckles only
- Nuts supplied separately (see page 120)

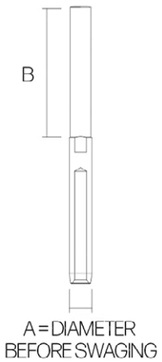

| Left Hand Reference | Right Hand Reference | Wire Size (MM) | Wire Size (Inch) | Thread (Metric) | A (MM) | A (Inch) | B (MM) | B (Inch) | Weight (KG) | Weight LB) | Price (£) |
|---|---|---|---|---|---|---|---|---|---|---|---|
| 061-03-M6L | 061-03-M6R | 3 MM | 1/8" | M6 | 6.2 | 0.244 | 56.0 | 2.206 | 0.020 | 0.044 | 6.86 |
| 061-04-M6L | 061-04-M6R | 4 MM | 5/32" | M6 | 7.4 | 0.292 | 56.0 | 2.206 | 0.027 | 0.060 | 6.86 |
| 061-04-M8L | 061-04-M8R | 4 MM | 5/32" | M8 | 7.4 | 0.292 | 60.0 | 2.364 | 0.044 | 0.097 | 6.86 |
| 061-05-M8L | 061-05-M8R | 5 MM | 3/16" | M8 | 9.0 | 0.355 | 60.0 | 2.364 | 0.045 | 0.099 | 10.59 |
| 061-05-M10L | 061-05-M10R | 5 MM | 3/16" | M10 | 9.0 | 0.355 | 67.0 | 2.640 | 0.058 | 0.128 | 10.59 |
| 061-06-M10L | 061-06-M10R | 6 MM | - | M10 | 12.4 | 0.489 | 67.0 | 2.640 | 0.081 | 0.179 | 15.52 |
| 061-06-M12L | 061-06-M12R | 6 MM | - | M12 | 12.4 | 0.489 | 81.0 | 3.191 | 0.116 | 0.256 | 15.52 |
| 061-07-M12L | 061-07-M12R | 7 MM | 9/32" | M12 | 14.2 | 0.559 | 81.0 | 3.191 | 0.160 | 0.353 | 24.19 |
| 061-08-M12L | 061-08-M12R | 8 MM | 5/16" | M12 | 16.1 | 0.634 | 81.0 | 3.191 | 0.183 | 0.403 | 27.31 |
| 061-08-M16L | 061-08-M16R | 8 MM | 5/16" | M16 | 16.1 | 0.634 | 100.0 | 3.940 | 0.280 | 0.611 | 29.11 |
| 061-10-M16L | 061-10-M16R | 10 MM | - | M16 | 17.7 | 0.697 | 100.0 | 3.940 | 0.320 | 0.705 | 39.10 |
| 061-12-M20L | 061-12-M20R | 12 MM | - | M20 | 21.4 | 0.843 | 124.0 | 4.886 | 0.579 | 1.276 | 60.16 |
| 061-14-M22L | 061-14-M22R | 14 MM | 9/16" | M22 | 25.0 | 0.985 | 140.0 | 5.516 | 0.856 | 1.887 | 111.53 |
| 061-16-M24L | 061-16-M24R | 16 MM | 5/8" | M24 | 28.2 | 1.111 | 162.0 | 6.378 | 1.178 | 2.597 | 133.91 |
| 061-19-M27L | 061-19-M27R | 19 MM | 3/4" | M27 | 34.5 | 1.359 | 184.0 | 7.250 | 2.100 | 4.630 | 240.62 |
| 061-22-M30L | 061-22-M30R | 22 MM | 7/8" | M30 | 40.3 | 1.588 | 200.0 | 7.880 | 3.220 | 7.099 | 368.75 |
| 061-26-M36L | 061-26-M36R | 26 MM | 1" | M36 | 45.8 | 1.805 | 220.0 | 8.668 | 4.000 | 8.818 | 426.37 |





# Swage
## Toggle Fork

- Suitable for use with rotary & fixed die swaging machine
- Manufactured from high specification 316 stainless steel
- Use with Metric and Inch 1×19, 7 Strand and Compacted Strand wire rope (IWRC)
- Minimum hole depth 10x wire diameter
- Unique toggle action for articulation in two planes

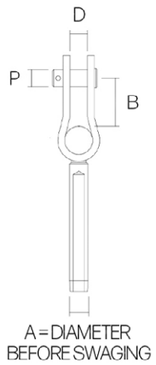

| Reference | Wire Size (MM) | Wire Size (Inch) | A (MM) | A (Inch) | B (MM) | B (Inch) | D (MM) | D (Inch) | P (MM) | P (Inch) | Weight (KG) | Weight (LB) | Price (£) |
|---|---|---|---|---|---|---|---|---|---|---|---|---|---|
| 038-03 | 3 MM | 1/8" | 6.2 | 0.245 | 14.4 | 0.567 | 6.4 | 0.252 | 6.4 | 1/4" | 0.040 | 0.088 | 16.12 |
| 038-04 | 4 MM | 5/32" | 7.4 | 0.292 | 19.0 | 0.750 | 8.4 | 0.331 | 7.9 | 5/16" | 0.060 | 0.132 | 19.25 |
| 038-05 | 5 MM | 3/16" | 9.0 | 0.354 | 20.0 | 0.787 | 9.9 | 0.390 | 9.5 | 3/8" | 0.100 | 0.220 | 20.45 |
| 132-55 | - | 7/32" | 10.7 | 0.422 | 25.0 | 0.984 | 11.5 | 0.453 | 11.1 | 7/16" | 0.200 | 0.441 | 24.19 |
| 038-06 | 6 MM | - | 12.4 | 0.439 | 25.0 | 0.984 | 11.5 | 0.453 | 11.1 | 7/16" | 0.200 | 0.441 | 26.71 |
| 132-06 | - | 1/4" | 12.5 | 0.494 | 28.0 | 1.102 | 13.1 | 0.516 | 12.7 | 1/2" | 0.250 | 0.551 | 26.71 |
| 038-07 | 7 MM | 9/32" | 14.2 | 0.558 | 28.0 | 1.102 | 13.1 | 0.516 | 12.7 | 1/2" | 0.280 | 0.617 | 34.77 |
| 038-08 | 8 MM | 5/16" | 16.1 | 0.630 | 28.0 | 1.102 | 13.1 | 0.516 | 12.7 | 1/2" | 0.320 | 0.705 | 39.10 |
| 038-08-5/8 | 8 MM | 5/16" | 16.1 | 0.630 | 33.0 | 1.299 | 16.3 | 0.642 | 16.0 | 5/8" | 0.500 | 1.103 | 70.62 |
| 038-10 | 10 MM | - | 17.7 | 0.698 | 33.0 | 1.299 | 16.3 | 0.642 | 16.0 | 5/8" | 0.560 | 1.235 | 70.62 |
| 132-10 | - | 3/8" | 17.7 | 0.698 | 33.0 | 1.299 | 16.3 | 0.642 | 16.0 | 5/8" | 0.560 | 1.235 | 70.62 |
| 132-11 | - | 7/16" | 19.6 | 0.776 | 34.0 | 1.339 | 19.1 | 0.752 | 18.5 | 3/4" | 1.140 | 2.513 | 133.31 |
| 038-12 | 12 MM | - | 21.3 | 0.839 | 34.0 | 1.339 | 19.1 | 0.752 | 18.5 | 3/4" | 1.140 | 2.513 | 133.31 |
| 132-12 | - | 1/2" | 21.3 | 0.839 | 34.0 | 1.339 | 19.1 | 0.752 | 18.5 | 3/4" | 1.140 | 2.513 | 133.31 |

### Did you know?

Sta-Lok stock and supply industry-leading KOS 1x19 wire.
Available in 100, 200 & 300 metre reels.

**Call one of our sales representatives to order yours.**

# Swage Eye Toggle Fork

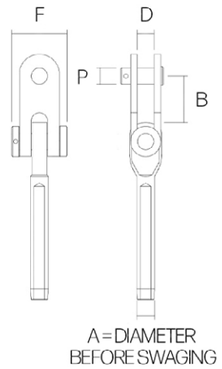


- Suitable for use with rotary & fixed die swaging machine
- Manufactured from high specification 316 stainless steel
- Use with Metric and Inch 1×19, 7 Strand and Compacted Strand wire rope (IWRC)
- Minimum hole depth 10x wire diameter
- Modular system
- Unique toggle action for articulation in two planes

| Ref | Wire Size (MM) | Wire Size (Inch) | A (MM) | A (Inch) | B (MM) | B (Inch) | D (MM) | D (Inch) | F (MM) | F (Inch) | P (MM) | P (Inch) | Weight (KG) | Weight (LB) | Price (£) |
|---|---|---|---|---|---|---|---|---|---|---|---|---|---|---|---|
| 132 ET-11 | - | 7/16" | 19.6 | 0.776 | 56.0 | 2.205 | 20.0 | 0.787 | 66.0 | 2.598 | 18.5 | 3/4" | 1.420 | 3.131 | 125.12 |
| 038 ET-12 | 12 MM | - | 21.3 | 0.839 | 56.0 | 2.205 | 20.0 | 0.787 | 66.0 | 2.598 | 18.5 | 3/4" | 1.420 | 3.131 | 125.12 |
| 132 ET-12 | - | 1/2" | 21.3 | 0.839 | 56.0 | 2.205 | 20.0 | 0.787 | 66.0 | 2.598 | 18.5 | 3/4" | 1.420 | 3.131 | 125.12 |
| 038 ET-14 | 14 MM | 9/16" | 24.9 | 0.979 | 63.0 | 2.480 | 25.0 | 0.984 | 78.0 | 3.071 | 21.5 | 7/8" | 2.160 | 4.762 | 223.05 |
| 038 ET-16 | 16 MM | 5/8" | 28.0 | 1.104 | 67.5 | 2.657 | 28.0 | 1.102 | 82.0 | 3.228 | 25.0 | 1" | 3.080 | 6.790 | 263.96 |
| 038 ET-19 | 19 MM | 3/4" | 34.4 | 1.354 | 70.0 | 2.756 | 31.5 | 1.240 | 89.0 | 3.504 | 28.2 | 1 1/8" | 4.700 | 10.362 | 483.28 |
| 038 ET-22 | 22 MM | 7/8" | 40.3 | 1.588 | 79.0 | 3.110 | 35.0 | 1.378 | 98.0 | 3.858 | 31.5 | 1 1/4" | 6.800 | 14.991 | 589.28 |
| 038 ET-26 | 26 MM | 1" | 45.8 | 1.807 | 98.0 | 3.858 | 38.0 | 1.496 | 110.0 | 4.331 | 34.6 | 1 3/8" | 9.500 | 20.944 | 863.70 |





# Swage Eyes

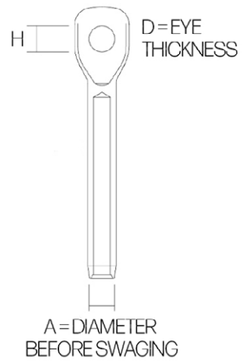


- Suitable for use with rotary & fixed die swaging machine
- Manufactured from high specification 316 stainless steel
- Use with Metric and Inch 1×19, 7 Strand and Compacted Strand wire rope (IWRC)
- Minimum hole depth 10x wire diameter
- Available in 3 different styles, Narrow, Forged and Machined

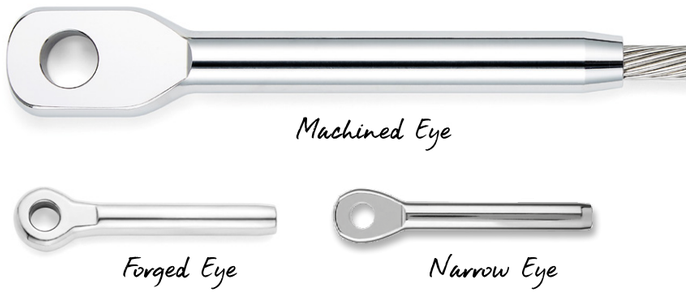


| Reference | Wire Size (MM) | Wire Size (Inch) | A (MM) | A (Inch) | D (MM) | D (Inch) | H (MM) | H (Inch) | Weight (KG) | Weight (LB) | Price (£) |
|---|---|---|---|---|---|---|---|---|---|---|---|
| **Narrow Eyes** | | | | | | | | | | | |
| 039N-03 | 3 MM | 1/8" | 6.2 | 0.245 | 4.0 | 0.157 | 6.5 | 1/4" | 0.014 | 0.031 | 6.27 |
| 039N-04 | 4 MM | 5/32" | 7.4 | 0.292 | 5.0 | 0.197 | 8.5 | 5/16" | 0.022 | 0.049 | 7.49 |
| 039N-05 | 5 MM | 3/16" | 9.0 | 0.354 | 6.0 | 0.236 | 10.0 | 3/8" | 0.040 | 0.088 | 8.69 |
| 130N-55 | - | 7/32" | 10.7 | 0.422 | 8.0 | 0.315 | 11.5 | 7/16" | 0.100 | 0.220 | 14.97 |
| 039N-06 | 6 MM | - | 12.4 | 0.488 | 8.0 | 0.315 | 11.5 | 7/16" | 0.100 | 0.220 | 14.97 |
| 130N-06 | - | 1/4" | 12.5 | 0.494 | 8.0 | 0.315 | 13.0 | 1/2" | 0.100 | 0.220 | 14.97 |
| 039N-07 | 7 MM | 9/32" | 14.2 | 0.558 | 9.0 | 0.354 | 13.0 | 1/2" | 0.120 | 0.265 | 18.11 |
| 039N-08 | 8 MM | 5/16" | 16.1 | 0.630 | 10.0 | 0.394 | 13.0 | 1/2" | 0.180 | 0.397 | 24.86 |
| 039N-08-5/8 | 8 MM | 5/16" | 16.1 | 0.630 | 12.0 | 0.472 | 16.5 | 5/8" | 0.240 | 0.529 | 26.08 |
| 039N-10 | 10 MM | - | 17.7 | 0.698 | 11.0 | 0.433 | 16.2 | 5/8" | 0.260 | 0.573 | 44.79 |
| 130N-10 | - | 3/8" | 17.7 | 0.698 | 11.0 | 0.433 | 16.0 | 5/8" | 0.240 | 0.529 | 44.79 |
| **Forged Eyes** | | | | | | | | | | | |
| 039-03 | 3 MM | 1/8" | 6.2 | 0.245 | 5.0 | 0.197 | 6.4 | 1/4" | 0.020 | 0.044 | 8.44 |
| 039-04 | 4 MM | 5/32" | 7.4 | 0.292 | 6.5 | 0.256 | 8.1 | 5/16" | 0.020 | 0.044 | 9.08 |
| 039-05 | 5 MM | 3/16" | 9.0 | 0.354 | 7.8 | 0.307 | 9.6 | 3/8" | 0.040 | 0.088 | 10.46 |
| 039-06 | 6 MM | - | 12.4 | 0.488 | 9.5 | 0.374 | 11.2 | 7/16" | 0.080 | 0.176 | 16.90 |
| 039-07 | 7 MM | 9/32" | 14.2 | 0.558 | 11.5 | 0.453 | 12.8 | 1/2" | 0.120 | 0.265 | 20.79 |
| 039-08-1/2 | 8 MM | 5/16" | 16.1 | 0.630 | 11.5 | 0.453 | 12.8 | 1/2" | 0.140 | 0.309 | 27.23 |
| 039-08 | 8 MM | 5/16" | 16.1 | 0.630 | 13.5 | 0.531 | 14.5 | 9/16" | 0.180 | 0.397 | 32.52 |
| 039-08-58 | 8 MM | 5/16" | 16.1 | 0.630 | 15.0 | 0.591 | 16.1 | 5/8" | 0.180 | 0.397 | 43.18 |
| 039-10 | 10 MM | - | 17.7 | 0.698 | 15.0 | 0.591 | 16.1 | 5/8" | 0.240 | 0.529 | 43.93 |
| **Machined Eyes** | | | | | | | | | | | |
| 130-11 | - | 7/16" | 19.6 | 0.773 | 18.0 | 0.709 | 19.5 | 3/4" | 0.520 | 1.146 | 81.21 |
| 039-12 | 12 MM | - | 21.4 | 0.842 | 18.0 | 0.709 | 19.5 | 3/4" | 0.520 | 1.146 | 81.21 |
| 130-12 | - | 1/2" | 21.3 | 0.839 | 18.0 | 0.709 | 19.5 | 3/4" | 0.520 | 1.146 | 81.21 |
| 039-14 | 14 MM | 9/16" | 25.0 | 0.979 | 21.0 | 0.827 | 22.5 | 7/8" | 0.800 | 1.764 | 140.04 |
| 039-16 | 16 MM | 5/8" | 28.2 | 1.104 | 24.4 | 0.961 | 25.7 | 1" | 1.180 | 2.601 | 160.49 |
| 039-19 | 19 MM | 3/4" | 34.5 | 1.354 | 27.5 | 1.083 | 28.6 | 1 1/8" | 1.900 | 4.189 | 351.91 |
| 039-22 | 22 MM | 7/8" | 40.3 | 1.588 | 32.0 | 1.260 | 32.0 | 1 1/4" | 2.800 | 6.173 | 454.17 |
| 039-26 | 26 MM | 1" | 45.8 | 1.807 | 34.0 | 1.339 | 35.0 | 1 3/8" | 3.950 | 8.708 | 881.75 |

# Swage Fork

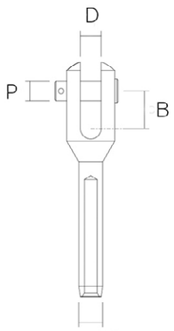


A = DIAMETER
BEFORE SWAGING

- Suitable for use with rotary & fixed die swaging machine
- Manufactured from high specification 316 stainless steel
- Use with Metric and Inch 1×19, 7 Strand and Compacted Strand wire rope (IWRC)
- Minimum hole depth 10x wire diameter
- Designed to suit most mast chain plates and fixing points

| Reference | Wire Size (MM) | Wire Size (Inch) | A (MM) | A (Inch) | B (MM) | B (Inch) | D (MM) | D (Inch) | P (MM) | P (Inch) | Weight (KG) | Weight (LB) | Price (£) |
|---|---|---|---|---|---|---|---|---|---|---|---|---|---|
| 035-03 | 3 MM | 1/8" | 6.2 | 0.245 | 10.0 | 0.393 | 6.4 | 0.252 | 6.2 | 1/4" | 0.020 | 0.044 | 13.71 |
| 035-04 | 4 MM | 5/32" | 7.4 | 0.292 | 14.7 | 0.580 | 7.9 | 0.311 | 7.7 | 5/16" | 0.060 | 0.132 | 14.31 |
| 035-05 | 5 MM | 3/16" | 9.0 | 0.354 | 17.5 | 0.687 | 9.5 | 0.374 | 9.3 | 3/8" | 0.100 | 0.220 | 23.59 |
| 135-55 | - | 7/32" | 10.7 | 0.422 | 19.0 | 0.748 | 11.1 | 0.437 | 10.9 | 7/16" | 0.160 | 0.353 | 30.44 |
| 035-06 | 6 MM | - | 12.4 | 0.489 | 19.0 | 0.748 | 11.1 | 0.437 | 10.9 | 7/16" | 0.160 | 0.353 | 30.44 |
| 135-06 | - | 1/4" | 12.5 | 0.494 | 19.0 | 0.748 | 11.1 | 0.437 | 10.9 | 7/16" | 0.160 | 0.353 | 31.64 |
| 035-07 | 7 MM | 9/32" | 14.2 | 0.558 | 25.1 | 0.990 | 11.1 | 0.437 | 10.9 | 7/16" | 0.200 | 0.441 | 42.83 |
| 035-08 | 8 MM | 5/16" | 16.1 | 0.630 | 25.1 | 0.990 | 12.7 | 0.500 | 12.6 | 1/2" | 0.340 | 0.750 | 45.24 |
| 035-10 | 10 MM | - | 17.7 | 0.698 | 29.4 | 1.155 | 15.9 | 0.625 | 15.6 | 5/8" | 0.560 | 1.235 | 73.15 |
| 135-10 | - | 3/8" | 17.7 | 0.698 | 29.4 | 1.155 | 15.9 | 0.625 | 15.6 | 5/8" | 0.560 | 1.235 | 72.55 |
| 135-11 | - | 7/16" | 19.6 | 0.716 | 33.3 | 1.312 | 19.1 | 0.750 | 18.5 | 3/4" | 0.900 | 1.984 | 192.73 |
| 035-12 | 12 MM | - | 21.3 | 0.839 | 33.3 | 1.312 | 19.1 | 0.750 | 18.5 | 3/4" | 0.900 | 1.984 | 192.73 |
| 135-12 | - | 1/2" | 21.3 | 0.839 | 33.3 | 1.312 | 19.1 | 0.750 | 18.5 | 3/4" | 0.900 | 1.984 | 192.73 |
| 035-14 | 14 MM | 9/16" | 24.9 | 0.979 | 38.1 | 1.500 | 22.2 | 0.875 | 21.5 | 7/8" | 1.600 | 3.527 | 272.63 |
| 035-16 | 16 MM | 5/8" | 28.0 | 1.104 | 40.0 | 1.576 | 25.4 | 1.000 | 25.0 | 1" | 1.700 | 3.748 | 332.78 |
| 035-19 | 19 MM | 3/4" | 34.4 | 1.354 | 50.0 | 1.970 | 28.6 | 1.125 | 28.2 | 1 1/8" | 2.500 | 5.512 | 428.78 |
| 035-22 | 22 MM | 7/8" | 40.3 | 1.588 | 60.3 | 2.375 | 31.8 | 1.250 | 31.5 | 1 1/4" | 3.620 | 7.981 | 697.67 |
| 035-26 | 26 MM | 1" | 45.8 | 1.807 | 60.3 | 2.375 | 35.0 | 1.375 | 34.6 | 1 3/8" | 5.000 | 11.023 | 926.39 |





# Swage Shroud

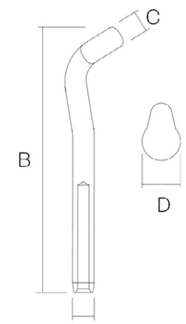


A = DIAMETER
BEFORE SWAGING

- Suitable for use with rotary & fixed die swaging machine
- Use with Metric and Inch 1×19, 7 Strand and Compacted Strand wire rope (IWRC)
- Minimum hole depth 10x wire diameter
- Fits N840 backing plates
- For Sta-Lok Shroud Backing Plates, see page 119

| Reference | Wire Size (MM) | Wire Size (Inch) | A (MM) | A (Inch) | B (MM) | B (Inch) | C (MM) | C (Inch) | D (MM) | D (Inch) | Weight (KG) | Weight (LB) | Price (£) |
|---|---|---|---|---|---|---|---|---|---|---|---|---|---|
| 045-04 | 4 MM | 5/32" | 7.4 | 0.292 | 16.0 | 0.629 | 7.5 | 0.295 | 16.0 | 0.630 | 0.040 | 0.088 | 17.53 |
| 045-05 | 5 MM | 3/16" | 9.0 | 0.354 | 19.0 | 0.748 | 9.1 | 0.358 | 19.0 | 0.748 | 0.060 | 0.132 | 20.17 |
| 045-06 | 6 MM | - | 12.4 | 0.488 | 22.0 | 0.866 | 12.5 | 0.492 | 22.0 | 0.866 | 0.140 | 0.309 | 24.08 |
| 145-06 | - | 1/4" | 12.5 | 0.494 | 22.0 | 0.866 | 12.5 | 0.492 | 22.0 | 0.866 | 0.140 | 0.309 | 24.08 |
| 045-07 | 7 MM | 9/32" | 14.2 | 0.558 | 28.0 | 1.102 | 14.3 | 0.563 | 28.0 | 1.102 | 0.200 | 0.441 | 33.16 |
| 045-08 | 8 MM | 5/16" | 16.1 | 0.630 | 30.0 | 1.181 | 16.0 | 0.629 | 30.0 | 1.181 | 0.280 | 0.617 | 49.42 |
| 045-10 | 10 MM | - | 17.7 | 0.698 | 32.0 | 1.260 | 17.8 | 0.700 | 32.0 | 1.260 | 0.380 | 0.838 | 59.76 |
| 145-10 | - | 3/8" | 17.7 | 0.698 | 32.0 | 1.260 | 17.8 | 0.700 | 32.0 | 1.260 | 0.380 | 0.838 | 59.76 |
| 045-12 | 12 MM | - | 21.4 | 0.842 | 38.0 | 1.496 | 21.4 | 0.842 | 38.0 | 1.496 | 0.660 | 1.455 | 110.45 |
| 145-12 | - | 1/2" | 21.3 | 0.839 | 38.0 | 1.496 | 21.4 | 0.842 | 38.0 | 1.496 | 0.660 | 1.455 | 110.45 |

# Swage T

- Suitable for use with rotary & fixed die swaging machine
- Manufactured from high specification 316 stainless steel
- Use with Metric and Inch 1×19, 7 Strand and Compacted Strand wire rope (IWRC)
- Minimum hole depth 10x wire diameter
- For Sta-Lok T Terminal Backing Plates, see page 119

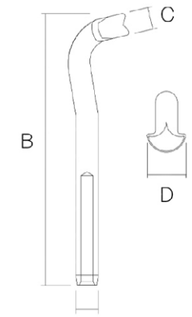


A = DIAMETER BEFORE SWAGING

| Reference | Wire Size (MM) | Wire Size (Inch) | A (MM) | A (Inch) | B (MM) | B (Inch) | C (MM) | C (Inch) | D (MM) | D (Inch) | Weight (KG) | Weight (LB) | Price (£) |
|---|---|---|---|---|---|---|---|---|---|---|---|---|---|
| 044-03 | 3 MM | - | 6.3 | 0.248 | 88.0 | 3.465 | 6.3 | 0.248 | 15.0 | 0.591 | 0.025 | 0.055 | £11.22 |
| 044-04 | 4 MM | 5/32" | 7.5 | 0.295 | 101.0 | 3.976 | 7.5 | 0.295 | 17.1 | 0.675 | 0.040 | 0.088 | £11.83 |
| 044-05 | 5 MM | 3/16" | 9.0 | 0.354 | 112.0 | 4.409 | 9.0 | 0.354 | 19.5 | 0.769 | 0.060 | 0.132 | £13.04 |
| 044-06 | 6 MM | - | 12.5 | 0.492 | 138.0 | 5.433 | 12.6 | 0.496 | 27.7 | 1.089 | 0.140 | 0.309 | £17.51 |
| 144-06 | - | 1/4" | 12.5 | 0.492 | 138.0 | 5.433 | 12.6 | 0.496 | 27.7 | 1.089 | 0.140 | 0.309 | £24.26 |
| 044-07 | 7 MM | 9/32" | 14.2 | 0.559 | 144.0 | 5.669 | 14.0 | 0.551 | 30.0 | 1.180 | 0.180 | 0.397 | £24.26 |
| 044-08 | 8 MM | 5/16" | 16.0 | 0.630 | 184.0 | 7.244 | 16.0 | 0.630 | 34.4 | 1.353 | 0.300 | 0.661 | £37.31 |
| 044-10 | 10 MM | - | 17.8 | 0.701 | 208.0 | 8.189 | 17.5 | 0.689 | 36.4 | 1.434 | 0.420 | 0.926 | £77.75 |
| 144-10 | - | 3/8" | 17.8 | 0.701 | 208.0 | 8.189 | 17.5 | 0.689 | 36.4 | 1.434 | 0.420 | 0.926 | £77.75 |





# Swage Stemball

- Suitable for use with rotary & fixed die swaging machine
- Manufactured from high specification 316 stainless steel
- Use with 1×19, 7 Strand and Compacted Strand wire rope (IWRC)
- Minimum hole depth 10x wire diameter
- Metric and Inch wire ropes
- Can be used with Stemball Cup (page 118) to bring head size up to fit mast / spreader brackets

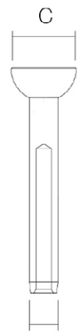


A = DIAMETER BEFORE SWAGING

| Reference | Wire Size (MM) | Wire Size (Inch) | A (MM) | A (Inch) | C (MM) | C (Inch) | Weight (KG) | Weight (LB) | Price (£) |
|---|---|---|---|---|---|---|---|---|---|
| 042-04 | 4 MM | 5/32" | 7.4 | 0.292 | 14.6 | 0.574 | 0.020 | 0.044 | 8.06 |
| 042-05Z | 5 MM | 3/16" | 9.0 | 0.354 | 14.6 | 0.574 | 0.040 | 0.088 | 8.66 |
| 042-05 | 5 MM | 3/16" | 9.0 | 0.354 | 18.3 | 0.720 | 0.040 | 0.088 | 8.78 |
| 142-55 | - | 7/32" | 10.7 | 0.422 | 21.2 | 0.835 | 0.080 | 0.176 | 11.19 |
| 042-06 | 6 MM | - | 12.4 | 0.489 | 21.2 | 0.835 | 0.080 | 0.176 | 11.19 |
| 142-06 | - | 1/4" | 12.5 | 0.494 | 21.2 | 0.835 | 0.080 | 0.176 | 11.19 |
| 042-07 | 7 MM | 9/32" | 14.2 | 0.558 | 21.6 | 0.850 | 0.120 | 0.265 | 22.98 |
| 042-07Z | 7 MM | 9/32" | 14.2 | 0.558 | 26.5 | 1.043 | 0.130 | 0.287 | 19.85 |
| 042-08 | 8 MM | 5/16" | 16.1 | 0.630 | 26.5 | 1.043 | 0.140 | 0.309 | 25.50 |
| 042-10 | 10 MM | - | 17.7 | 0.698 | 27.6 | 1.086 | 0.240 | 0.529 | 36.57 |
| 142-10 | - | 3/8" | 17.7 | 0.698 | 27.6 | 1.086 | 0.240 | 0.529 | 36.57 |
| 142-11 | - | 7/16" | 19.6 | 0.776 | 33.1 | 1.303 | 0.340 | 0.750 | 59.55 |
| 042-12E* | 12 MM | - | 20.0 | 0.787 | 27.9 | 1.098 | 0.310 | 0.683 | 63.89 |
| 042-12 | 12 MM | - | 21.3 | 0.839 | 33.1 | 1.303 | 0.400 | 0.882 | 59.55 |
| 142-12 | - | 1/2" | 21.3 | 0.839 | 33.1 | 1.303 | 0.400 | 0.882 | 59.55 |
| 042-14 | 14 MM | 9/16" | 24.9 | 0.979 | 31.8 | 1.250 | 0.560 | 1.235 | 153.63 |
| 042-16 | 16 MM | 5/8" | 28.0 | 1.104 | 39.4 | 1.553 | 0.860 | 1.896 | 184.68 |
| 042-19 | 19 MM | 3/4" | 34.4 | 1.354 | 54.0 | 2.126 | 1.920 | 4.233 | 386.67 |

*Must be swaged with 12E die only.

# Sta-Lok Bronze Turnbuckles

Our ever-popular Sta-Lok Forged Turnbuckles have grown to become one of the leading turnbuckles found on yacht rigging worldwide.

All turnbuckles are forged and machined from high strength bronze alloy and finished in highly polished chromium.

The aerodynamic design of this turnbuckle provides one of the strongest and most elegant bronze turnbuckles on the world market today.

Sta-Lok supply a wide variety of stainless steel threaded end options to suit all rigging layouts.

The following Sta-Lok Bronze Turnbuckle arrangements are available with 1/4" – 3/4" UNF threads and combine our Bronze Turnbuckle body with our stainless steel end fittings.

**Please note:**

1. The following pages show a series of different Bronze Turnbuckle arrangements. If you do not see your preferred assembly, you can combine the Bronze Body with any of our Threaded End Fittings (page 78) by matching the UNF Threads.

*'Many elements, including usage, environment and standard of maintenance can affect the lifetime of your rigging. All fittings should be inspected, checked and maintained regularly.*







## Bronze Body

- The aerodynamic design provides one of the strongest and most elegant bronze turnbuckles on the world market today
- Forged from high strength bronze alloy
- Finished in highly polished chromium

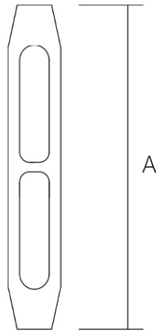

| Reference | Thread (UNF) | A (MM) | A (Inch) | Adjustment (MM) | Adjustment (Inch) | Weight (KG) | Weight (LB) | Price (£) |
|---|---|---|---|---|---|---|---|---|
| B19-14 | 1/4" | 114.0 | 4.488 | 76.0 | 2.992 | 0.060 | 0.132 | 20.45 |
| B19-516 | 5/16" | 123.0 | 4.843 | 83.0 | 3.268 | 0.080 | 0.176 | 23.59 |
| B19-38 | 3/8" | 133.0 | 5.236 | 92.0 | 3.622 | 0.120 | 0.265 | 29.84 |
| B19-716 | 7/16" | 152.0 | 5.984 | 100.0 | 3.937 | 0.160 | 0.353 | 37.17 |
| B19-12 | 1/2" | 163.0 | 6.417 | 104.0 | 4.094 | 0.220 | 0.485 | 40.30 |
| B19-58 | 5/8" | 195.0 | 7.677 | 126.0 | 4.961 | 0.400 | 0.882 | 66.74 |
| B19-34 | 3/4" | 255.0 | 10.039 | 168.0 | 6.615 | 0.800 | 1.764 | 158.08 |

## Bronze Eye Toggle & Blank

- Supplied with a stainless steel Threaded Eye Toggle (ET18) at one end. See page 81 for toggle dimensions

| Reference | Thread (UNF) | Toggle Width (MM) | Toggle Width (Inch) | Toggle Pin (MM) | Toggle Pin (Inch) | Adjustment (MM) | Adjustment (Inch) | Price (£) |
|---|---|---|---|---|---|---|---|---|
| B20 ET-34 | 3/4" | 20.0 | 0.787 | 18.5 | 3/4" | 168.0 | 6.615 | 264.56 |

# Bronze
## Toggle & Blank

- Supplied with a stainless steel Threaded Strap Toggle (B18) at one end. See page 79 for toggle dimensions

| Reference | Thread (UNF) | Toggle Width (MM) | Toggle Width (Inch) | Toggle Pin (MM) | Toggle Pin (Inch) | Adjustment (MM) | Adjustment (Inch) | Price (£) |
|---|---|---|---|---|---|---|---|---|
| B20-14 | 1/4" | 6.4 | 0.252 | 6.4 | 1/4" | 76.0 | 2.992 | 31.05 |
| B20-516 | 5/16" | 8.4 | 0.331 | 7.9 | 5/16" | 83.0 | 3.268 | 34.77 |
| B20-38 | 3/8" | 9.9 | 0.390 | 9.5 | 3/8" | 92.0 | 3.622 | 44.64 |
| B20-716 | 7/16" | 11.5 | 0.453 | 11.1 | 7/16" | 100.0 | 3.937 | 53.30 |
| B20-12 | 1/2" | 13.1 | 0.516 | 12.7 | 1/2" | 104.0 | 4.094 | 63.89 |
| B20-58 | 5/8" | 16.3 | 0.642 | 16.0 | 5/8" | 126.0 | 4.961 | 108.52 |
| B20-34 | 3/4" | 19.1 | 0.752 | 18.5 | 3/4" | 168.0 | 6.615 | 264.56 |

# Bronze U-Strap
## Toggle & Blank

- Provided with Forged U Strap toggle (U18) design for longer chain plates. See page 80 for toggle dimensions

| Reference | Thread (UNF) | Toggle Width (MM) | Toggle Width (Inch) | Toggle Pin (MM) | Toggle Pin (Inch) | Adjustment (MM) | Adjustment (Inch) | Price (£) |
|---|---|---|---|---|---|---|---|---|
| UB20-14 | 1/4" | 7.6 | 0.299 | 6.4 | 1/4" | 76.0 | 2.992 | 33.91 |
| UB20-516 | 5/16" | 9.2 | 0.362 | 7.9 | 5/16" | 83.0 | 3.268 | 37.84 |
| UB20-38 | 3/8" | 10.8 | 0.425 | 9.5 | 3/8" | 92.0 | 3.622 | 52.05 |
| UB20-716 | 7/16" | 12.3 | 0.484 | 11.1 | 7/16" | 100.0 | 3.937 | 60.72 |
| UB20-12 | 1/2" | 13.0 | 0.512 | 12.7 | 1/2" | 104.0 | 4.094 | 61.96 |
| UB20-58 | 5/8" | 18.0 | 0.709 | 16.0 | 5/8" | 126.0 | 4.961 | 117.00 |







Metric only | Inch only

# Bronze
## Toggle & Swage

- Elegant Bronze Turnbuckle assembly
- Supplied with a Threaded Strap Toggle (B18) at one end and Swage Stud (051) at the other
- Forged from high strength bronze alloy with a high quality polished chromium finish
- Toggle action gives full articulation in two planes

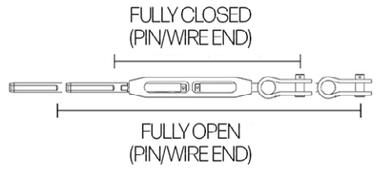

| Ref | Wire Size (MM) | Wire Size (Inch) | Thread (UNF) | Fully Open (MM) | Fully Closed (MM) | Fully Open (Inch) | Fully Closed (Inch) | Toggle Width (MM) | Toggle Width (Inch) | Toggle Pin (MM) | Toggle Pin (Inch) | Price (£) |
|---|---|---|---|---|---|---|---|---|---|---|---|---|
| B24-03 | 3 MM | 1/8" | 1/4" | 232.0 | 156.0 | 9.134 | 6.142 | 6.4 | 0.252 | 6.4 | 1/4" | 35.46 |
| B24-144 | 4 MM | 5/32" | 1/4" | 243.0 | 167.0 | 9.567 | 6.575 | 6.4 | 0.252 | 6.5 | 1/4" | 36.37 |
| B24-04 | 4 MM | 5/32" | 5/16" | 261.0 | 178.0 | 10.276 | 7.008 | 8.4 | 0.331 | 7.9 | 5/16" | 38.62 |
| B24-5165 | 5 MM | 3/16" | 5/16" | 261.0 | 178.0 | 10.276 | 7.008 | 8.4 | 0.331 | 7.9 | 5/16" | 42.23 |
| B24-05 | 5 MM | 3/16" | 3/8" | 284.0 | 192.0 | 11.181 | 7.559 | 9.9 | 0.390 | 9.5 | 3/8" | 47.76 |
| B25-55 | - | 7/32" | 3/8" | 289.0 | 197.0 | 11.378 | 7.756 | 9.9 | 0.390 | 9.5 | 3/8" | 52.70 |
| B24-386 | 6 MM | - | 3/8" | 289.0 | 197.0 | 11.378 | 7.756 | 9.9 | 0.390 | 9.5 | 3/8" | 52.70 |
| B24-06 | 6 MM | - | 7/16" | 316.0 | 216.0 | 12.441 | 8.504 | 11.5 | 0.453 | 11.1 | 7/16" | 61.36 |
| B25-386 | - | 1/4" | 3/8" | 294.0 | 202.0 | 11.574 | 7.953 | 9.9 | 0.390 | 9.5 | 3/8" | 52.70 |
| B25-06 | - | 1/4" | 7/16" | 316.0 | 216.0 | 12.441 | 8.504 | 11.5 | 0.453 | 11.1 | 7/16" | 61.36 |
| B25-126 | - | 1/4" | 1/2" | 343.0 | 239.0 | 13.504 | 9.409 | 13.1 | 0.516 | 12.7 | 1/2" | 76.27 |
| B24-7167 | 7 MM | 9/32" | 7/16" | 323.0 | 223.0 | 12.717 | 8.780 | 11.5 | 0.453 | 11.1 | 7/16" | 70.02 |
| B24-07 | 7 MM | 9/32" | 1/2" | 343.0 | 239.0 | 13.504 | 9.409 | 13.1 | 0.516 | 12.7 | 1/2" | 76.27 |
| B24-08 | 8 MM | 5/16" | 1/2" | 344.0 | 240.0 | 13.543 | 9.449 | 13.1 | 0.516 | 12.7 | 1/2" | 83.01 |
| B24-588 | 8 MM | 5/16" | 5/8" | 415.0 | 289.0 | 16.339 | 11.378 | 16.3 | 0.642 | 16.0 | 5/8" | 130.17 |
| B24-10 | 10 MM | - | 5/8" | 421.0 | 295.0 | 16.575 | 11.614 | 16.3 | 0.642 | 16.0 | 5/8" | 138.23 |
| B25-10 | - | 3/8" | 5/8" | 421.0 | 295.0 | 16.575 | 11.614 | 16.3 | 0.642 | 16.0 | 5/8" | 138.23 |
| B25-11 | - | 7/16" | 3/4" | 537.0 | 369.0 | 21.142 | 14.528 | 19.1 | 0.752 | 18.5 | 3/4" | 295.00 |
| B24-12 | 12 MM | - | 3/4" | 537.0 | 369.0 | 21.142 | 14.528 | 19.1 | 0.752 | 18.5 | 3/4" | 295.00 |
| B25-12 | - | 1/2" | 3/4" | 537.0 | 369.0 | 21.142 | 14.528 | 19.1 | 0.752 | 18.5 | 3/4" | 295.00 |

# Bronze Eye Toggle & Swage

- Supplied with a Threaded Eye Toggle (ET18) at one end and a Swage Stud (051) at the other

| Ref | Wire Size (MM) | Wire Size (Inch) | Thread (UNF) | Fully Open (MM) | Fully Closed (MM) | Fully Open (Inch) | Fully Closed (Inch) | Toggle Width (MM) | Toggle Width (Inch) | Toggle Pin (MM) | Toggle Pin (Inch) | Price (£) |
|---|---|---|---|---|---|---|---|---|---|---|---|---|
| B24 ET-12 | 12 MM | - | 3/4" | 583.0 | 425.0 | 22.953 | 16.732 | 20.0 | 0.787 | 18.5 | 3/4" | 324.71 |
| B25 ET-11 | - | 7/16" | 3/4" | 583.0 | 425.0 | 22.953 | 16.732 | 20.0 | 0.787 | 18.5 | 3/4" | 324.71 |
| B25 ET-12 | - | 1/2" | 3/4" | 583.0 | 425.0 | 22.953 | 16.732 | 20.0 | 0.787 | 18.5 | 3/4" | 324.71 |

# Bronze Eye Toggle & Sta-Lok

- Supplied with a Threaded Eye Toggle (ET18) at one end and a Sta-Lok Self-Fit Stud (036) at the other

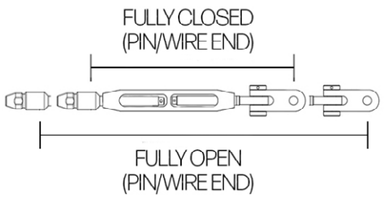

| Ref | Wire Size (MM) | Wire Size (Inch) | Thread (UNF) | Fully Open (MM) | Fully Closed (MM) | Fully Open (Inch) | Fully Closed (Inch) | Toggle Width (MM) | Toggle Width (Inch) | Toggle Pin (MM) | Toggle Pin (Inch) | Price (£) |
|---|---|---|---|---|---|---|---|---|---|---|---|---|
| B22 ET-12 | 12 MM | - | 3/4" | 564.0 | 407.0 | 22.205 | 16.024 | 20.0 | 0.787 | 18.5 | 3/4" | 471.49 |
| B23 ET-716 | - | 7/16" | 3/4" | 564.0 | 407.0 | 22.205 | 16.024 | 20.0 | 0.787 | 18.5 | 3/4" | 471.49 |
| B23 ET-12 | - | 1/2" | 3/4" | 564.0 | 407.0 | 22.205 | 16.024 | 20.0 | 0.787 | 18.5 | 3/4" | 471.49 |





# Bronze Toggle & Sta-Lok

- Elegant Bronze Turnbuckle assembly
- Supplied with a Threaded Strap Toggle (B18) at one end and a Sta-Lok Self-Fit Stud (036) at the other
- Toggle action gives full articulation in two planes

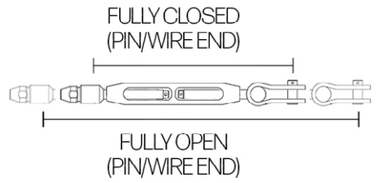

| Ref | Wire Size (MM) | Wire Size (Inch) | Thread (UNF) | Fully Open (MM) | Fully Closed (MM) | Fully Open (Inch) | Fully Closed (Inch) | Toggle Width (MM) | Toggle Width (Inch) | Toggle Pin (MM) | Toggle Pin (Inch) | Price (£) |
|---|---|---|---|---|---|---|---|---|---|---|---|---|
| B22-03 | 3 MM | 1/8" | 1/4" | 231.0 | 155.0 | 9.094 | 6.102 | 6.4 | 0.252 | 6.4 | 1/4" | 65.82 |
| B22-144 | 4 MM | 5/32" | 1/4" | 231.0 | 155.0 | 9.094 | 6.102 | 6.4 | 0.252 | 6.5 | 1/4" | 57.76 |
| B22-04 | 4 MM | 5/32" | 5/16" | 252.0 | 169.0 | 9.921 | 6.654 | 8.4 | 0.331 | 7.9 | 5/16" | 61.47 |
| B22-5165 | 5 MM | - | 5/16" | 254.0 | 171.0 | 10.000 | 6.732 | 8.4 | 0.331 | 7.9 | 5/16" | 66.41 |
| B22-05 | 5 MM | - | 3/8" | 282.0 | 190.0 | 11.102 | 7.480 | 9.9 | 0.390 | 9.5 | 3/8" | 76.28 |
| B23-5165 | - | 3/16" | 5/16" | 249.5 | 166.5 | 9.823 | 6.555 | 8.4 | 0.331 | 7.9 | 5/16" | 66.41 |
| B23-05 | - | 3/16" | 3/8" | 282.0 | 190.0 | 11.102 | 7.480 | 9.9 | 0.390 | 9.5 | 3/8" | 76.28 |
| B23-55 | - | 7/32" | 3/8" | 283.0 | 191.0 | 11.142 | 7.520 | 9.9 | 0.390 | 9.5 | 3/8" | 85.54 |
| B22-386 | 6 MM | - | 3/8" | 283.0 | 191.0 | 11.142 | 7.520 | 9.9 | 0.390 | 9.5 | 3/8" | 85.54 |
| B22-06 | 6 MM | - | 7/16" | 313.0 | 213.0 | 12.323 | 8.386 | 11.5 | 0.453 | 11.1 | 7/16" | 94.21 |
| B23-386 | - | 1/4" | 3/8" | 283.0 | 191.0 | 11.142 | 7.520 | 9.9 | 0.390 | 9.5 | 3/8" | 85.54 |
| B23-06 | - | 1/4" | 7/16" | 313.0 | 213.0 | 13.323 | 8.386 | 11.5 | 0.453 | 11.1 | 7/16" | 94.21 |
| B23-126 | - | 1/4" | 1/2" | 336.0 | 323.0 | 13.228 | 12.717 | 13.1 | 0.516 | 12.7 | 1/2" | 104.79 |
| B22-7167 | 7 MM | 9/32" | 7/16" | 316.0 | 216.0 | 12.441 | 8.504 | 11.5 | 0.453 | 11.1 | 7/16" | 103.47 |
| B22-07 | 7 MM | 9/32" | 1/2" | 339.0 | 235.0 | 13.346 | 9.252 | 13.1 | 0.516 | 12.7 | 1/2" | 114.06 |
| B22-08 | 8 MM | 5/16" | 1/2" | 339.0 | 235.0 | 13.346 | 9.252 | 13.1 | 0.516 | 12.7 | 1/2" | 123.44 |
| B22-588 | 8 MM | 5/16" | 5/8" | 402.0 | 276.0 | 15.827 | 10.866 | 16.3 | 0.642 | 16.0 | 5/8" | 168.07 |
| B22-10 | 10 MM | - | 5/8" | 402.0 | 276.0 | 15.827 | 10.866 | 16.3 | 0.642 | 16.0 | 5/8" | 192.73 |
| B23-10 | - | 3/8" | 5/8" | 402.0 | 276.0 | 15.827 | 10.866 | 16.3 | 0.642 | 16.0 | 5/8" | 192.73 |
| B23-11 | - | 7/16" | 3/4" | 521.0 | 353.0 | 20.512 | 13.898 | 19.1 | 0.752 | 18.5 | 3/4" | 471.49 |
| B22-12 | 12 MM | - | 3/4" | 521.0 | 353.0 | 20.512 | 13.898 | 19.1 | 0.752 | 18.5 | 3/4" | 471.49 |
| B23-12 | - | 1/2" | 3/4" | 521.0 | 353.0 | 20.512 | 13.898 | 19.1 | 0.752 | 18.5 | 3/4" | 471.49 |

# Bronze Toggle & Toggle

- Elegant Bronze Turnbuckle assembly,
- Supplied with a Threaded Strap Toggle (B18/B15) at each end
- Toggle action gives full articulation in two planes
- Provides the additional alignment and articulation required on many yacht rigs

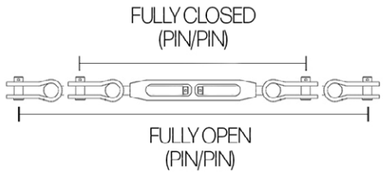

| Reference | Thread (UNF) | Fully Open (MM) | Fully Closed (MM) | Fully Open (Inch) | Fully Closed (Inch) | Toggle Width (MM) | Toggle Width (Inch) | Toggle Pin (MM) | Toggle Pin (Inch) | Price (£) |
|---|---|---|---|---|---|---|---|---|---|---|
| B41-14 | 1/4" | 248.0 | 172.0 | 9.764 | 6.772 | 6.4 | 0.252 | 6.4 | 1/4" | 47.01 |
| B41-516 | 5/16" | 272.0 | 189.0 | 10.709 | 7.441 | 8.4 | 0.331 | 7.9 | 5/16" | 51.69 |
| B41-38 | 3/8" | 312.0 | 220.0 | 12.283 | 8.661 | 9.9 | 0.390 | 9.5 | 3/8" | 63.29 |
| B41-716 | 7/16" | 349.0 | 249.0 | 13.740 | 9.803 | 11.5 | 0.453 | 11.1 | 7/16" | 74.35 |
| B41-12 | 1/2" | 372.0 | 268.0 | 14.646 | 10.551 | 13.1 | 0.516 | 12.7 | 1/2" | 90.60 |
| B41-58 | 5/8" | 456.0 | 330.0 | 17.953 | 12.992 | 16.3 | 0.642 | 16.0 | 5/8" | 155.08 |
| B41-34 | 3/4" | 580.0 | 415.0 | 22.835 | 16.339 | 19.1 | 0.752 | 18.5 | 3/4" | 383.09 |







# Bronze Eye Toggle & Eye Toggle

- Elegant Bronze Turnbuckle assembly, supplied with a Threaded Eye Toggle (ET18/ET15) at each end

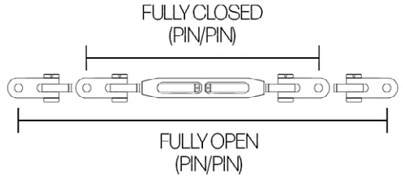

| Reference | Thread (UNF) | Fully Open (MM) | Fully Closed (MM) | Fully Open (Inch) | Fully Closed (Inch) | Toggle Width (MM) | Toggle Width (Inch) | Toggle Pin (MM) | Toggle Pin (Inch) | Price (£) |
|---|---|---|---|---|---|---|---|---|---|---|
| B41 ET-34 | 3/4" | 688.0 | 524.0 | 27.087 | 20.630 | 20.0 | 0.787 | 18.5 | 3/4" | 446.83 |

# Bronze Eye Toggle & Fork

- Supplied with a Threaded Eye Toggle (ET18) at one end and a Threaded Fork (B17) at the other
- Elegant design
- Forged from high strength bronze alloy with polished chromium finish
- Toggle action gives full articulation in two planes

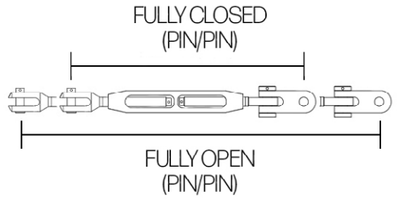

| Ref | Thread (UNF) | Fully Open (MM) | Fully Closed (MM) | Fully Open (Inch) | Fully Closed (Inch) | Toggle Width (MM) | Toggle Width (Inch) | Toggle Pin (MM) | Toggle Pin (Inch) | Fork Width (MM) | Fork Width (Inch) | Fork Pin (MM) | Fork Pin (Inch) | Price (£) |
|---|---|---|---|---|---|---|---|---|---|---|---|---|---|---|
| B21 ET-34 | 3/4" | 615.0 | 447.0 | 24.213 | 17.598 | 20.0 | 0.787 | 18.5 | 3/4" | 19.1 | 0.752 | 18.5 | 3/4" | 468.48 |

# Bronze
## Toggle & Fork

- Supplied with a Threaded Strap Toggle (B18) at one end and a Threaded Fork End (B17) at the other
- Forged from high strength bronze alloy
- High quality polished chromium finish

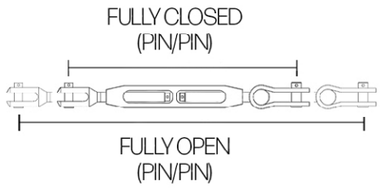

| Ref | Thread (UNF) | Fully Open (MM) | Fully Closed (MM) | Fully Open (Inch) | Fully Closed (Inch) | Toggle Width (MM) | Toggle Width (Inch) | Toggle Pin (MM) | Toggle Pin (Inch) | Fork Width (MM) | Fork Width (Inch) | Fork Pin (MM) | Fork Pin (Inch) | Price (£) |
|---|---|---|---|---|---|---|---|---|---|---|---|---|---|---|
| B21-14 | 1/4" | 238.0 | 162.0 | 9.370 | 6.378 | 6.4 | 0.252 | 6.4 | 1/4" | 6.4 | 0.252 | 6.2 | 1/4" | 57.76 |
| B21-516 | 5/16" | 268.0 | 185.0 | 10.551 | 7.283 | 8.4 | 0.331 | 7.9 | 5/16" | 7.9 | 0.311 | 7.7 | 5/16" | 63.28 |
| B21-38 | 3/8" | 302.0 | 210.0 | 11.890 | 8.268 | 9.9 | 0.390 | 9.5 | 3/8" | 9.5 | 0.374 | 9.3 | 3/8" | 79.40 |
| B21-716 | 7/16" | 339.0 | 239.0 | 13.346 | 9.409 | 11.5 | 0.453 | 11.1 | 7/16" | 11.1 | 0.437 | 10.9 | 7/16" | 93.60 |
| B21-12 | 1/2" | 373.0 | 269.0 | 14.685 | 10.591 | 13.1 | 0.516 | 12.7 | 1/2" | 12.7 | 0.500 | 12.6 | 1/2" | 115.38 |
| B21-58 | 5/8" | 441.0 | 315.0 | 17.362 | 12.402 | 16.3 | 0.642 | 16.0 | 5/8" | 15.9 | 0.625 | 15.6 | 5/8" | 226.30 |
| B21-34 | 3/4" | 566.0 | 398.0 | 22.283 | 15.669 | 19.1 | 0.752 | 18.5 | 3/4" | 19.1 | 0.752 | 18.5 | 3/4" | 468.48 |







# Bronze
## Fork & Blank

- Elegant design
- Forged from high strength bronze alloy
- High quality polished chromium finish
- Supplied with a Machined Threaded Fork at one end. For further dimensions, please refer to Threaded Fork End (B16)

| Reference | Thread (UNF) | Fork Width (MM) | Fork Width (Inch) | Fork Pin (MM) | Fork Pin (Inch) | Adjustment (MM) | Adjustment (Inch) | Price (£) |
|---|---|---|---|---|---|---|---|---|
| B30-14 | 1/4" | 6.4 | 0.252 | 6.2 | 1/4" | 76.0 | 2.992 | 47.16 |
| B30-516 | 5/16" | 7.9 | 0.311 | 7.7 | 5/16" | 83.0 | 3.268 | 52.10 |
| B30-38 | 3/8" | 9.5 | 0.374 | 9.3 | 3/8" | 92.0 | 3.622 | 64.60 |
| B30-716 | 7/16" | 11.1 | 0.437 | 10.9 | 7/16" | 100.0 | 3.937 | 77.48 |
| B30-12 | 1/2" | 12.7 | 0.500 | 12.6 | 1/2" | 104.0 | 4.094 | 91.80 |
| B30-58 | 5/8" | 15.9 | 0.625 | 15.6 | 5/8" | 126.0 | 4.961 | 184.52 |
| B30-34 | 3/4" | 19.1 | 0.752 | 18.5 | 3/4" | 168.0 | 6.615 | 362.01 |

# Bronze
## Fork & Fork

- Bronze Turnbuckle assembly, supplied with a fully machined Threaded Fork End (B16/B17) at each end

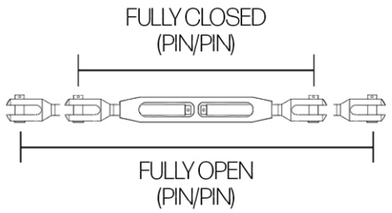

| Reference | Thread (UNF) | Fully Open (MM) | Fully Closed (MM) | Fully Open (Inch) | Fully Closed (Inch) | Fork Width (MM) | Fork Width (Inch) | Fork Pin (MM) | Fork Pin (Inch) | Price (£) |
|---|---|---|---|---|---|---|---|---|---|---|
| B31-14 | 1/4" | 225.0 | 149.0 | 8.858 | 5.866 | 6.4 | 0.252 | 6.2 | 1/4" | 73.87 |
| B31-516 | 5/16" | 260.0 | 177.0 | 10.236 | 6.969 | 7.9 | 0.311 | 7.7 | 5/16" | 80.61 |
| B31-38 | 3/8" | 293.0 | 201.0 | 11.535 | 7.913 | 9.5 | 0.374 | 9.3 | 3/8" | 99.37 |
| B31-716 | 7/16" | 333.0 | 233.0 | 13.110 | 9.173 | 11.1 | 0.437 | 10.9 | 7/16" | 117.78 |
| B31-12 | 1/2" | 368.0 | 267.0 | 14.488 | 10.512 | 12.7 | 0.500 | 12.6 | 1/2" | 143.29 |
| B31-58 | 5/8" | 427.0 | 301.0 | 16.811 | 11.850 | 15.9 | 0.625 | 15.6 | 5/8" | 302.30 |
| B31-34 | 3/4" | 547.0 | 382.0 | 21.535 | 15.039 | 19.1 | 0.752 | 18.5 | 3/4" | 565.93 |









# Bronze
## Fork & Swage

- Bronze Turnbuckle assembly, supplied with a fully machined Threaded Fork End (B16) at one end and a Swage Stud (051) at the other
- Forged from high strength bronze alloy
- High quality polished chromium finish

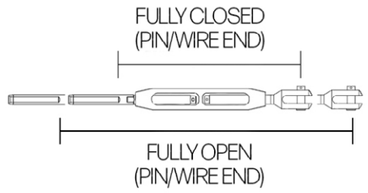

| Ref | Wire Size (MM) | Wire Size (Inch) | Thread (UNF) | Fully Open (MM) | Fully Closed (MM) | Fully Open (Inch) | Fully Closed (Inch) | Fork Width (MM) | Fork Width (Inch) | Fork Pin (MM) | Fork Pin (Inch) | Price (£) |
|---|---|---|---|---|---|---|---|---|---|---|---|---|
| B28-03 | 3 MM | 1/8" | 1/4" | 221.0 | 145.0 | 8.701 | 5.709 | 6.4 | 0.252 | 6.2 | 1/4" | 54.01 |
| B28-144 | 4 MM | 5/32" | 1/4" | 228.0 | 152.0 | 8.976 | 5.984 | 6.4 | 0.252 | 6.2 | 1/4" | 54.01 |
| B28-04 | 4 MM | 5/32" | 5/16" | 251.0 | 168.0 | 9.882 | 6.614 | 7.9 | 0.311 | 7.7 | 5/16" | 58.95 |
| B28-5165 | 5 MM | 3/16" | 5/16" | 251.0 | 168.0 | 9.882 | 6.614 | 7.9 | 0.311 | 7.7 | 5/16" | 62.69 |
| B28-05 | 5 MM | 3/16" | 3/8" | 278.0 | 186.0 | 10.945 | 7.323 | 9.5 | 0.374 | 9.3 | 3/8" | 75.19 |
| B29-55 | - | 7/32" | 3/8" | 279.0 | 187.0 | 10.984 | 7.362 | 9.5 | 0.374 | 9.3 | 3/8" | 80.12 |
| B28-386 | 6 MM | - | 3/8" | 279.0 | 187.0 | 10.984 | 7.362 | 9.5 | 0.374 | 9.3 | 3/8" | 80.12 |
| B28-06 | 6 MM | - | 7/16" | 308.0 | 208.0 | 12.126 | 8.189 | 11.1 | 0.437 | 10.9 | 7/16" | 92.99 |
| B29-386 | - | 1/4" | 3/8" | 284.0 | 192.0 | 11.181 | 7.559 | 9.5 | 0.374 | 9.3 | 3/8" | 80.12 |
| B29-06 | - | 1/4" | 7/16" | 308.0 | 208.0 | 12.126 | 8.189 | 11.1 | 0.437 | 10.9 | 7/16" | 92.99 |
| B29-126 | - | 1/4" | 1/2" | 336.0 | 232.0 | 13.228 | 9.134 | 12.7 | 0.500 | 12.6 | 1/2" | 107.31 |
| B28-7167 | 7 MM | 9/32" | 7/16" | 311.0 | 211.0 | 12.244 | 8.307 | 11.1 | 0.437 | 10.9 | 7/16" | 101.66 |
| B28-07 | 7 MM | 9/32" | 1/2" | 338.0 | 234.0 | 13.307 | 9.213 | 12.7 | 0.500 | 12.6 | 1/2" | 115.99 |
| B28-08 | 8 MM | 5/16" | 1/2" | 339.0 | 235.0 | 13.346 | 9.252 | 12.7 | 0.500 | 12.6 | 1/2" | 119.11 |
| B28-588 | 8 MM | 5/16" | 5/8" | 401.0 | 277.0 | 15.787 | 10.906 | 15.9 | 0.625 | 15.6 | 5/8" | 213.63 |
| B28-10 | 10 MM | - | 5/8" | 407.0 | 283.0 | 16.024 | 11.142 | 15.9 | 0.625 | 15.6 | 5/8" | 223.62 |
| B29-10 | - | 3/8" | 5/8" | 407.0 | 283.0 | 16.024 | 11.142 | 15.9 | 0.625 | 15.6 | 5/8" | 223.62 |
| B29-11 | - | 7/16" | 3/4" | 522.0 | 358.0 | 20.551 | 14.094 | 19.1 | 0.752 | 18.5 | 3/4" | 422.16 |
| B28-12 | 12 MM | - | 3/4" | 522.0 | 358.0 | 20.551 | 14.094 | 19.1 | 0.752 | 18.5 | 3/4" | 422.16 |
| B29-12 | - | 1/2" | 3/4" | 522.0 | 358.0 | 20.551 | 14.094 | 19.1 | 0.752 | 18.5 | 3/4" | 422.16 |

# Bronze
## Fork & Sta-Lok

- Bronze Turnbuckle assembly, supplied with a fully machined Threaded Fork End (B16) at one end and a reusable Sta-Lok Self-Fit Stud (036) at the other
- Forged from high strength bronze alloy
- High quality polished chromium finish

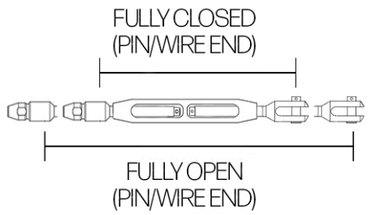

| Ref | Wire Size (MM) | Wire Size (Inch) | Thread (UNF) | Fully Open (MM) | Fully Closed (MM) | Fully Open (Inch) | Fully Closed (Inch) | Fork Width (MM) | Fork Width (Inch) | Fork Pin (MM) | Fork Pin (Inch) | Price (£) |
|---|---|---|---|---|---|---|---|---|---|---|---|---|
| B26-03 | 3 MM | 1/8" | 1/4" | 216.0 | 140.0 | 8.504 | 5.512 | 6.4 | 0.252 | 6.2 | 1/4" | 81.92 |
| B26-144 | 4 MM | 5/32" | 1/4" | 217.0 | 141.0 | 8.543 | 5.551 | 6.4 | 0.252 | 6.2 | 1/4" | 73.87 |
| B26-04 | 4 MM | 5/32" | 5/16" | 239.0 | 156.0 | 9.409 | 6.142 | 7.9 | 0.311 | 7.7 | 5/16" | 78.80 |
| B26-5165 | 5 MM | - | 5/16" | 244.0 | 161.0 | 9.606 | 6.339 | 7.9 | 0.311 | 7.7 | 5/16" | 83.74 |
| B26-05 | 5 MM | - | 3/8" | 273.0 | 181.0 | 10.748 | 7.126 | 9.5 | 0.374 | 9.3 | 3/8" | 96.25 |
| B27-5165 | - | 3/16" | 5/16" | 236.5 | 153.5 | 9.311 | 6.043 | 7.9 | 0.311 | 7.7 | 5/16" | 83.74 |
| B27-05 | - | 3/16" | 3/8" | 273.0 | 181.0 | 10.748 | 7.126 | 9.5 | 0.374 | 9.3 | 3/8" | 96.25 |
| B27-55 | - | 7/32" | 3/8" | 272.0 | 180.0 | 10.709 | 7.087 | 9.5 | 0.374 | 9.3 | 3/8" | 105.51 |
| B26-386 | 6 MM | - | 3/8" | 272.0 | 180.0 | 10.709 | 7.087 | 9.5 | 0.374 | 9.3 | 3/8" | 105.51 |
| B26-06 | 6 MM | - | 7/16" | 303.0 | 203.0 | 11.929 | 7.992 | 11.1 | 0.437 | 10.9 | 7/16" | 118.38 |
| B27-386 | - | 1/4" | 3/8" | 272.0 | 180.0 | 10.709 | 7.087 | 9.5 | 0.374 | 9.3 | 3/8" | 105.51 |
| B27-06 | - | 1/4" | 7/16" | 303.0 | 203.0 | 11.929 | 7.992 | 11.1 | 0.437 | 10.9 | 7/16" | 118.38 |
| B27-126 | - | 1/4" | 1/2" | 328.0 | 224.0 | 12.913 | 8.819 | 12.7 | 0.500 | 12.6 | 1/2" | 132.70 |
| B26-7167 | 7 MM | 9/32" | 7/16" | 307.0 | 207.0 | 12.087 | 8.150 | 11.1 | 0.437 | 10.9 | 7/16" | 127.64 |
| B26-07 | 7 MM | 9/32" | 1/2" | 331.0 | 227.0 | 13.031 | 8.937 | 12.7 | 0.500 | 12.6 | 1/2" | 141.97 |
| B26-08 | 8 MM | 5/16" | 1/2" | 332.0 | 228.0 | 13.071 | 8.976 | 12.7 | 0.500 | 12.6 | 1/2" | 151.35 |
| B26-588 | 8 MM | 5/16" | 5/8" | 389.0 | 263.0 | 15.315 | 10.354 | 15.9 | 0.625 | 15.6 | 5/8" | 244.07 |
| B26-10 | 10 MM | - | 5/8" | 389.0 | 263.0 | 15.315 | 10.354 | 15.9 | 0.625 | 15.6 | 5/8" | 268.73 |
| B27-10 | - | 3/8" | 5/8" | 389.0 | 263.0 | 15.315 | 10.354 | 15.9 | 0.625 | 15.6 | 5/8" | 268.73 |
| B27-11 | - | 7/16" | 3/4" | 504.0 | 339.0 | 19.843 | 13.346 | 19.1 | 0.752 | 18.5 | 3/4" | 568.94 |
| B26-12 | 12 MM | - | 3/4" | 504.0 | 339.0 | 19.843 | 13.346 | 19.1 | 0.752 | 18.5 | 3/4" | 568.94 |
| B27-12 | - | 1/2" | 3/4" | 504.0 | 339.0 | 19.843 | 13.346 | 19.1 | 0.752 | 18.5 | 3/4" | 568.94 |





# Bronze
## Stemball & Blank

- High quality polished chromium finish
- Supplied with a Threaded Stemball (186) at one end
- Designed to fit most spreader ends, deck cups, tip cups and coquilles
- Stemball Cup (page 118) may be required to bring head size up

| Reference | Thread (UNF) | C (MM) | C (Inch) | Adjustment (MM) | Adjustment (Inch) | Price (£) |
|---|---|---|---|---|---|---|
| B50-14 | 1/4" | 14.6 | 0.574 | 76.0 | 2.992 | 30.44 |
| B50-516 | 5/16" | 18.0 | 0.709 | 83.0 | 3.268 | 35.38 |
| B50-38 | 3/8" | 20.3 | 0.799 | 92.0 | 3.622 | 45.35 |
| B50-716 | 7/16" | 20.3 | 0.799 | 100.0 | 3.937 | 56.42 |
| B50-12 | 1/2" | 26.0 | 1.024 | 104.0 | 4.094 | 65.09 |
| B50-58 | 5/8" | 27.0 | 1.063 | 126.0 | 4.961 | 107.64 |
| B50-34 | 3/4" | 28.0 | 1.102 | 168.0 | 6.615 | 220.77 |

Metric only

# Bronze
## Stemball & Swage

- Bronze Turnbuckle assembly, supplied with a Threaded Stemball (186) at one end and a Swage Stud (051) at the other
- Designed to fit most deck cups, tip cups, coquilles and backing plates
- Stemball Cup (page 118) may be required to bring head size up

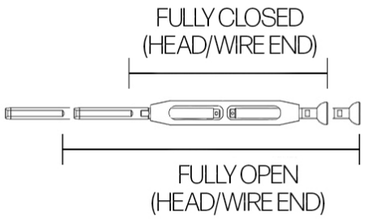

| Reference | Wire Size (MM) | Wire Size (Inch) | Thread (UNF) | Fully Open (MM) | Fully Closed (MM) | Fully Open (Inch) | Fully Closed (Inch) | C (MM) | C (Inch) | Price (£) |
|---|---|---|---|---|---|---|---|---|---|---|
| B54-03 | 3 MM | 1/8" | 1/4" | 235.0 | 159.0 | 9.252 | 6.260 | 14.6 | 0.574 | 37.30 |
| B54-144 | 4 MM | 5/32" | 1/4" | 241.0 | 165.0 | 9.488 | 6.496 | 14.6 | 0.574 | 37.30 |
| B54-04 | 4 MM | 5/32" | 5/16" | 255.0 | 172.0 | 10.039 | 6.772 | 18.0 | 0.709 | 42.23 |
| B54-5165 | 5 MM | 3/16" | 5/16" | 257.0 | 174.0 | 10.118 | 6.850 | 18.0 | 0.709 | 45.97 |
| B54-05 | 5 MM | 3/16" | 3/8" | 290.0 | 198.0 | 11.417 | 7.795 | 20.3 | 0.799 | 55.94 |
| B54-386 | 6 MM | - | 3/8" | 288.0 | 196.0 | 11.339 | 7.717 | 20.3 | 0.799 | 60.87 |
| B54-06 | 6 MM | - | 7/16" | 315.0 | 215.0 | 12.402 | 8.465 | 20.3 | 0.799 | 71.94 |
| B54-7167 | 7 MM | 9/32" | 7/16" | 322.0 | 222.0 | 12.677 | 8.740 | 20.3 | 0.799 | 80.61 |
| B54-07 | 7 MM | 9/32" | 1/2" | 339.0 | 235.0 | 13.346 | 9.252 | 26.0 | 1.024 | 89.28 |
| B54-08 | 8 MM | 5/16" | 1/2" | 338.0 | 234.0 | 13.307 | 9.213 | 26.0 | 1.024 | 92.40 |
| B54-588 | 8 MM | 5/16" | 5/8" | 397.0 | 271.0 | 15.630 | 10.669 | 27.0 | 1.063 | 136.76 |
| B54-10 | 10 MM | - | 5/8" | 405.0 | 279.0 | 15.945 | 10.984 | 27.0 | 1.063 | 146.74 |
| B54-12 | 12 MM | - | 3/4" | 512.0 | 348.0 | 20.157 | 13.701 | 28.0 | 1.102 | 280.92 |







# Bronze
## Eye & Blank

- Elegant design
- Supplied with a Threaded Eye (C770) at one end
- Forged from high strength bronze alloy
- High quality polished chromium finish

| Reference | Thread (UNF) | C (MM) | C (Inch) | D (MM) | D (Inch) | H (MM) | H (Inch) | Adjustment (MM) | Adjustment (Inch) | Price (£) |
|---|---|---|---|---|---|---|---|---|---|---|
| B40-14 | 1/4" | 8.4 | 0.331 | 6.0 | 0.236 | 6.4 | 1/4" | 76.0 | 2.992 | 31.00 |
| B40-516 | 5/16" | 9.5 | 0.374 | 6.5 | 0.256 | 8.0 | 5/16" | 83.0 | 3.268 | 34.95 |
| B40-38 | 3/8" | 11.0 | 0.433 | 7.8 | 0.307 | 9.5 | 3/8" | 92.0 | 3.622 | 44.53 |
| B40-716 | 7/16" | 12.0 | 0.472 | 9.3 | 0.366 | 11.1 | 7/16" | 100.0 | 3.937 | 56.33 |
| B40-12 | 1/2" | 13.5 | 0.531 | 11.5 | 0.453 | 12.7 | 1/2" | 104.0 | 4.094 | 65.01 |
| B40-58 | 5/8" | 18.3 | 0.720 | 13.6 | 0.535 | 16.0 | 5/8" | 126.0 | 4.961 | 106.13 |
| B40-34* | 3/4" | 22.5 | 0.886 | 18.0 | 0.709 | 19.5 | 3/4" | 168.0 | 6.615 | 226.90 |

*Eye machined not forged.

# Bronze
## Eye & Swage

- Bronze Turnbuckle assembly, supplied with a Threaded Eye (C770) at one end and a Swage Stud (051) at the other
- Forged from high strength bronze alloy
- High quality polished chromium finish

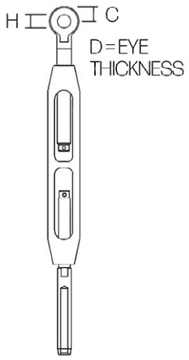

| Reference | Wire Size (MM) | Wire Size (Inch) | Thread (UNF) | C (MM) | C (Inch) | D (MM) | D (Inch) | H (MM) | H (Inch) | Adjustment (MM) | Adjustment (Inch) | Price (£) |
|---|---|---|---|---|---|---|---|---|---|---|---|---|
| B44-03 | 3 MM | 1/8" | 1/4" | 8.4 | 0.331 | 6.0 | 0.236 | 6.4 | 1/4" | 76.0 | 2.992 | 37.86 |
| B44-144 | 4 MM | 5/32" | 1/4" | 8.4 | 0.331 | 6.0 | 0.236 | 6.4 | 1/4" | 76.0 | 2.992 | 37.86 |
| B44-04 | 4 MM | 5/32" | 5/16" | 9.5 | 0.374 | 6.5 | 0.256 | 8.0 | 5/16" | 83.0 | 3.268 | 41.81 |
| B44-5165 | 5 MM | 3/16" | 5/16" | 9.5 | 0.374 | 6.5 | 0.256 | 8.0 | 5/16" | 83.0 | 3.268 | 45.54 |
| B44-05 | 5 MM | 3/16" | 3/8" | 11.0 | 0.433 | 7.8 | 0.307 | 9.5 | 3/8" | 92.0 | 3.622 | 55.12 |
| B44-386 | 6 MM | - | 3/8" | 11.0 | 0.433 | 7.8 | 0.307 | 9.5 | 3/8" | 92.0 | 3.622 | 60.04 |
| B44-06 | 6 MM | - | 7/16" | 12.0 | 0.472 | 9.3 | 0.366 | 11.1 | 7/16" | 100.0 | 3.937 | 71.84 |
| B44-7167 | 7 MM | 9/32" | 7/16" | 12.0 | 0.472 | 9.3 | 0.366 | 11.1 | 7/16" | 100.0 | 3.937 | 80.51 |
| B44-07 | 7 MM | 9/32" | 1/2" | 13.5 | 0.531 | 11.5 | 0.453 | 12.7 | 1/2" | 104.0 | 4.094 | 89.20 |
| B44-08 | 8 MM | 5/16" | 1/2" | 13.5 | 0.531 | 11.5 | 0.453 | 12.7 | 1/2" | 104.0 | 4.094 | 92.32 |
| B44-588 | 8 MM | 5/16" | 5/8" | 18.3 | 0.720 | 13.6 | 0.535 | 16.0 | 5/8" | 126.0 | 4.961 | 135.25 |
| B44-10 | 10 MM | - | 5/8" | 18.3 | 0.720 | 13.6 | 0.535 | 16.0 | 5/8" | 126.0 | 4.961 | 145.23 |
| B44-12* | 12 MM | - | 3/4" | 22.5 | 0.886 | 18.0 | 0.709 | 19.5 | 3/4" | 168.0 | 6.615 | 287.06 |

*Eye machined not forged.

Don't see your perfect arrangement or require a different size for Inch Wire?

Refer to Eye & Blank (page 61) and choose your Swage Stud to match from page 37.







Supajust Eye Toggle & Sta-Lok.

# Sta-Lok Supajust Turnbuckles

Sta-Lok's premium range turnbuckles are machined from high specification solid 316 stainless steel and feature permanently sealed threaded bronze inserts in each end.

The beautiful aesthetics and ingenious performance of the Supajust Turnbuckle carries all the hallmarks of Sta-Lok design and engineering.

Providing distinct advantages over other turnbuckles on the market, the Supajust turnbuckle is designed to ensure superb adjustment, even under high load, without the risk of seizing or galling.

Supajust turnbuckles are available with 3/8" – 1 3/8" UNF threads, with a wide range of end fittings for wire rigging from 5mm (3/16") to 26mm (1").

For the most beautiful boats, choose Sta-Lok.

**Please note:**

1. The following pages show a series of different Supajust Turnbuckle arrangements. If you do not see your preferred assembly, you can combine the Supajust Body with any of our Threaded End Fittings (page 78) by matching the UNF Threads.

**Many elements, including usage, environment and standard of maintenance can affect the lifetime of your rigging. All fittings should be inspected, checked and maintained regularly.*







## Supajust Body

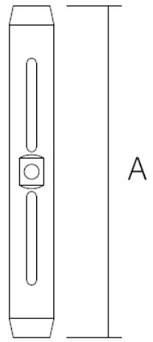


- High specification stainless steel turnbuckle with threaded bronze inserts permanently sealed in each end
- Superb adjustment, even under high load without the risk of seizing or galling
- Positive locking is achieved with traditional split pins

| Reference | Thread (UNF) | A (MM) | A (Inch) | Adjustment (MM) | Adjustment (Inch) | Weight (KG) | Weight (LB) | Price (£) |
|---|---|---|---|---|---|---|---|---|
| S19-38 | 3/8" | 161.0 | 6.339 | 77.0 | 3.032 | 0.200 | 0.441 | 56.42 |
| S19-716 | 7/16" | 161.0 | 6.339 | 86.0 | 3.386 | 0.220 | 0.485 | 61.36 |
| S19-12 | 1/2" | 182.0 | 7.165 | 98.0 | 3.858 | 0.320 | 0.705 | 70.62 |
| S19-58 | 5/8" | 210.0 | 8.268 | 108.0 | 4.252 | 0.640 | 1.411 | 120.91 |
| S19-34 | 3/4" | 248.0 | 9.764 | 124.0 | 4.882 | 0.880 | 1.940 | 158.08 |
| S19-78 | 7/8" | 280.0 | 11.024 | 144.0 | 5.669 | 1.100 | 2.425 | 247.84 |
| S19-100 | 1" | 315.0 | 12.402 | 174.0 | 6.850 | 1.880 | 4.145 | 360.93 |
| S19-118 | 1 1/8" | 365.0 | 14.370 | 214.0 | 8.425 | 3.020 | 6.658 | 588.08 |
| S19-114 | 1 1/4" | 441.0 | 17.362 | 260.0 | 10.236 | 4.460 | 9.833 | 834.71 |
| S19-138 | 1 3/8" | 441.0 | 17.362 | 260.0 | 10.236 | 5.600 | 12.346 | 1,078.10 |

# Supajust
## Toggle & Blank

- Supplied with a Threaded Strap Toggle (B18) at one end
- See page 79 for toggle dimensions

| Reference | Thread (UNF) | Toggle Width (MM) | Toggle Width (Inch) | Toggle Pin (MM) | Toggle Pin (Inch) | Adjustment (MM) | Adjustment (Inch) | Price (£) |
|---|---|---|---|---|---|---|---|---|
| S20-38 | 3/8" | 9.9 | 0.390 | 9.5 | 3/8" | 77.0 | 3.032 | 64.29 |
| S20-716 | 7/16" | 11.5 | 0.453 | 11.1 | 7/16" | 86.0 | 3.386 | 70.59 |
| S20-12 | 1/2" | 13.1 | 0.787 | 12.7 | 1/2" | 98.0 | 3.858 | 81.81 |
| S20-58 | 5/8" | 16.3 | 0.984 | 16.0 | 5/8" | 108.0 | 4.252 | 146.61 |
| S20-34 | 3/4" | 19.1 | 0.752 | 18.5 | 3/4" | 124.0 | 4.882 | 251.64 |

# Supajust
## Eye Toggle & Blank

- Supplied with a Threaded Eye Toggle (ET18) at one end
- See page 81 for toggle dimensions

| Reference | Thread (UNF) | Toggle Width (MM) | Toggle Width (Inch) | Toggle Pin (MM) | Toggle Pin (Inch) | Adjustment (MM) | Adjustment (Inch) | Price (£) |
|---|---|---|---|---|---|---|---|---|
| S20 ET-34 | 3/4" | 20.0 | 0.787 | 18.5 | 3/4" | 124.0 | 4.882 | 313.56 |
| S20 ET-78 | 7/8" | 25.0 | 0.984 | 21.5 | 7/8" | 144.0 | 5.669 | 411.65 |
| S20 ET-100 | 1" | 28.0 | 1.102 | 25.0 | 1" | 174.0 | 6.850 | 589.28 |
| S20 ET-118 | 1 1/8" | 31.5 | 1.240 | 28.2 | 1 1/8" | 214.0 | 8.425 | 963.08 |
| S20 ET-114 | 1 1/4" | 35.0 | 1.378 | 31.5 | 1 1/4" | 260.0 | 10.236 | 1,413.28 |
| S20 ET-138 | 1 3/8" | 38.0 | 1.496 | 34.6 | 1 3/8" | 260.0 | 10.236 | 1,842.07 |







# Supajust U-Strap
## Toggle & Blank

- Provided with Forged T U Strap toggle (U18) design for longer chain plates
- See page 80 for toggle dimensions

| Reference | Thread (UNF) | Toggle Width (MM) | Toggle Width (Inch) | Toggle Pin (MM) | Toggle Pin (Inch) | Adjustment (MM) | Adjustment (Inch) | Price (£) |
|---|---|---|---|---|---|---|---|---|
| US20-38 | 3/8" | 10.8 | 0.425 | 9.5 | 3/8" | 77.0 | 3.032 | 60.00 |
| US20-716 | 7/16" | 12.3 | 0.484 | 11.1 | 7/16" | 86.0 | 3.386 | 73.40 |
| US20-12 | 1/2" | 13.0 | 0.512 | 12.7 | 1/2" | 98.0 | 3.858 | 84.67 |
| US20-58 | 5/8" | 18.0 | 0.709 | 16.0 | 5/8" | 108.0 | 4.252 | 165.39 |

Notes:

# Supajust
## Toggle & Swage

- High Specification stainless steel open body turnbuckle with threaded bronze inserts
- Supplied with a Threaded Strap Toggle (B18) at one end and Swage Stud (051) at the other
- Toggle action gives full articulation in two planes

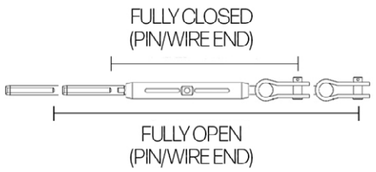

| Ref | Wire Size (MM) | Wire Size (Inch) | Thread (UNF) | Fully Open (MM) | Fully Closed (MM) | Fully Open (Inch) | Fully Closed (Inch) | Toggle Width (MM) | Toggle Width (Inch) | Toggle Pin (MM) | Toggle Pin (Inch) | Price (£) |
|---|---|---|---|---|---|---|---|---|---|---|---|---|
| S24-05 | 5 MM | 3/16" | 3/8" | 302.0 | 228.0 | 11.890 | 8.976 | 9.9 | 0.390 | 9.5 | 3/8" | 69.12 |
| S25-55 | - | 7/32" | 3/8" | 305.0 | 228.0 | 12.008 | 8.976 | 9.9 | 0.390 | 9.5 | 3/8" | 71.23 |
| S24-386 | 6 MM | - | 3/8" | 305.0 | 228.0 | 12.008 | 8.976 | 9.9 | 0.390 | 9.5 | 3/8" | 71.23 |
| S24-06 | 6 MM | - | 7/16" | 317.0 | 231.0 | 12.480 | 9.094 | 11.5 | 0.453 | 11.1 | 7/16" | 78.04 |
| S25-386 | - | 1/4" | 3/8" | 310.0 | 233.0 | 12.205 | 9.173 | 9.9 | 0.390 | 9.5 | 3/8" | 71.23 |
| S25-06 | - | 1/4" | 7/16" | 317.0 | 231.0 | 12.480 | 9.094 | 11.5 | 0.453 | 11.1 | 7/16" | 78.04 |
| S25-126 | - | 1/4" | 1/2" | 354.0 | 256.0 | 13.937 | 10.079 | 13.1 | 0.516 | 12.7 | 1/2" | 97.33 |
| S24-7167 | 7 MM | 9/32" | 7/16" | 321.0 | 235.0 | 12.638 | 9.252 | 11.5 | 0.453 | 11.1 | 7/16" | 79.64 |
| S24-07 | 7 MM | 9/32" | 1/2" | 356.0 | 258.0 | 14.016 | 10.157 | 13.1 | 0.516 | 12.7 | 1/2" | 100.46 |
| S24-08 | 8 MM | 5/16" | 1/2" | 356.0 | 258.0 | 14.016 | 10.157 | 13.1 | 0.516 | 12.7 | 1/2" | 102.87 |
| S24-588 | 8 MM | 5/16" | 5/8" | 413.0 | 305.0 | 16.260 | 12.008 | 16.3 | 0.642 | 16.0 | 5/8" | 160.42 |
| S24-10 | 10 MM | - | 5/8" | 421.0 | 313.0 | 16.575 | 12.323 | 16.3 | 0.642 | 16.0 | 5/8" | 161.47 |
| S25-10 | - | 3/8" | 5/8" | 421.0 | 313.0 | 16.575 | 12.323 | 16.3 | 0.642 | 16.0 | 5/8" | 161.47 |
| S24-12 | 12 MM | - | 3/4" | 517.0 | 393.0 | 20.354 | 15.472 | 19.1 | 0.752 | 18.5 | 3/4" | 295.00 |
| S25-11 | - | 7/16" | 3/4" | 517.0 | 393.0 | 20.354 | 15.472 | 19.1 | 0.752 | 18.5 | 3/4" | 295.00 |
| S25-12 | - | 1/2" | 3/4" | 517.0 | 393.0 | 20.354 | 15.472 | 19.1 | 0.752 | 18.5 | 3/4" | 295.00 |

### Did you know?

Sta-Lok stock and supply industry-leading KOS 1x19 wire.
Available in 100, 200 & 300 metre reels.

**Call one of our sales representatives to order yours.**





# Supajust
## Eye Toggle & Swage

- Threaded Bronze Inserts ensure superb adjustment without seizing or galling
- Swivel toggle action allows full articulation in two planes
- Supplied with a Threaded Eye Toggle (ET18) at one end and Swage Stud (051) at the other end

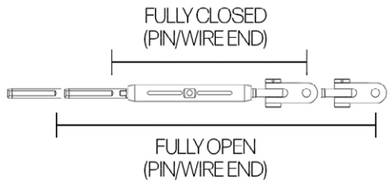

| Ref | Wire Size (MM) | Wire Size (Inch) | Thread (UNF) | Fully Open (MM) | Fully Closed (MM) | Fully Open (Inch) | Fully Closed (Inch) | Toggle Width (MM) | Toggle Width (Inch) | Toggle Pin (MM) | Toggle Pin (Inch) | Price (£) |
|---|---|---|---|---|---|---|---|---|---|---|---|---|
| S25 ET-11 | - | 7/16" | 3/4" | 571.0 | 451.0 | 22.480 | 17.756 | 20.0 | 0.787 | 18.5 | 3/4" | 353.09 |
| S24 ET-12 | 12 MM | - | 3/4" | 571.0 | 451.0 | 22.480 | 17.756 | 20.0 | 0.787 | 18.5 | 3/4" | 353.09 |
| S25 ET-12 | - | 1/2" | 3/4" | 571.0 | 451.0 | 22.480 | 17.756 | 20.0 | 0.787 | 18.5 | 3/4" | 353.09 |
| S24 ET-14 | 14 MM | 9/16" | 7/8" | 646.0 | 500.0 | 25.433 | 19.685 | 25.0 | 0.984 | 21.5 | 7/8" | 510.60 |
| S24 ET-16 | 16 MM | 5/8" | 1" | 728.0 | 553.0 | 28.661 | 21.772 | 28.0 | 1.102 | 25.0 | 1" | 723.19 |
| S24 ET-19 | 19 MM | 3/4" | 1 1/8" | 835.0 | 620.0 | 32.874 | 24.409 | 31.5 | 1.240 | 28.2 | 1 1/8" | 1,203.70 |
| S24 ET-22 | 22 MM | 7/8" | 1 1/4" | 968.0 | 708.0 | 38.110 | 27.874 | 35.0 | 1.378 | 31.5 | 1 1/4" | 1,782.03 |
| S24 ET-26 | 26 MM | 1" | 1 3/8" | 1030.0 | 770.0 | 40.551 | 30.315 | 38.0 | 1.496 | 34.6 | 1 3/8" | 2,268.45 |

# Supajust
## Toggle & Sta-Lok

- High Specification stainless steel open body turnbuckle with threaded bronze inserts
- Supplied with a Threaded Strap Toggle (B18) at one end and a Sta-Lok Self-Fit Stud (036) at the other
- Toggle action gives full articulation in two planes

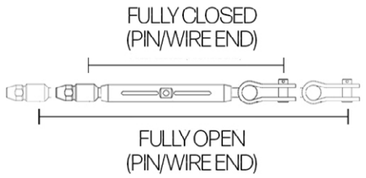

| Ref | Wire Size (MM) | Wire Size (Inch) | Thread (UNF) | Fully Open (MM) | Fully Closed (MM) | Fully Open (Inch) | Fully Closed (Inch) | Toggle Width (MM) | Toggle Width (Inch) | Toggle Pin (MM) | Toggle Pin (Inch) | Price (£) |
|---|---|---|---|---|---|---|---|---|---|---|---|---|
| S22-05 | 5 MM | - | 3/8" | 299.0 | 222.0 | 11.772 | 8.740 | 9.9 | 0.390 | 9.5 | 3/8" | 95.93 |
| S23-05 | - | 3/16" | 3/8" | 299.0 | 222.0 | 11.772 | 8.740 | 9.9 | 0.390 | 9.5 | 3/8" | 95.93 |
| S23-55 | - | 7/32" | 3/8" | 299.0 | 222.0 | 11.772 | 8.740 | 9.9 | 0.390 | 9.5 | 3/8" | 105.18 |
| S22-386 | 6 MM | - | 3/8" | 299.0 | 222.0 | 11.772 | 8.740 | 9.9 | 0.390 | 9.5 | 3/8" | 105.19 |
| S22-06 | 6 MM | - | 7/16" | 310.0 | 224.0 | 12.205 | 8.819 | 11.5 | 0.453 | 11.1 | 7/16" | 111.49 |
| S23-386 | - | 1/4" | 3/8" | 299.0 | 222.0 | 11.772 | 8.740 | 9.9 | 0.390 | 9.5 | 3/8" | 105.19 |
| S23-06 | - | 1/4" | 7/16" | 310.0 | 224.0 | 12.205 | 8.819 | 11.5 | 0.453 | 11.1 | 7/16" | 111.49 |
| S23-126 | - | 1/4" | 1/2" | 346.0 | 248.0 | 13.622 | 9.764 | 13.1 | 0.516 | 12.7 | 1/2" | 122.72 |
| S22-7167 | 7 MM | 9/32" | 7/16" | 314.0 | 228.0 | 12.362 | 8.976 | 11.5 | 0.453 | 11.1 | 7/16" | 120.75 |
| S22-07 | 7 MM | 9/32" | 1/2" | 346.0 | 248.0 | 13.622 | 9.764 | 13.1 | 0.516 | 12.7 | 1/2" | 131.98 |
| S22-08 | 8 MM | 5/16" | 1/2" | 347.0 | 249.0 | 13.661 | 9.803 | 13.1 | 0.516 | 12.7 | 1/2" | 141.36 |
| S22-588 | 8 MM | 5/16" | 5/8" | 399.0 | 291.0 | 15.709 | 11.457 | 16.3 | 0.642 | 16.0 | 5/8" | 206.16 |
| S22-10 | 10 MM | - | 5/8" | 400.0 | 292.0 | 15.748 | 11.496 | 16.3 | 0.642 | 16.0 | 5/8" | 230.82 |
| S23-10 | - | 3/8" | 5/8" | 400.0 | 292.0 | 15.748 | 11.496 | 16.3 | 0.642 | 16.0 | 5/8" | 230.82 |
| S22-12 | 12 MM | - | 3/4" | 499.0 | 375.0 | 19.646 | 14.764 | 19.1 | 0.752 | 18.5 | 3/4" | 458.57 |
| S23-11 | - | 7/16" | 3/4" | 499.0 | 375.0 | 15.748 | 14.764 | 19.1 | 0.752 | 18.5 | 3/4" | 458.57 |
| S23-12 | - | 1/2" | 3/4" | 499.0 | 375.0 | 15.748 | 14.764 | 19.1 | 0.752 | 18.5 | 3/4" | 458.57 |





# Supajust
## Eye Toggle & Sta-Lok

- Threaded Bronze Inserts ensure superb adjustment without seizing or galling
- Swivel toggle action allows full articulation in two planes
- Supplied with a Threaded Eye Toggle (ET18) at one end and Sta-Lok Self-Fit Stud (036) at the other end

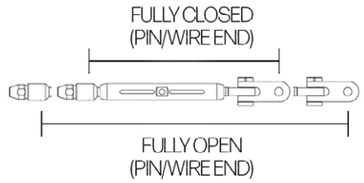

| Ref | Wire Size (MM) | Wire Size (Inch) | Thread (UNF) | Fully Open (MM) | Fully Closed (MM) | Fully Open (Inch) | Fully Closed (Inch) | Toggle Width (MM) | Toggle Width (Inch) | Toggle Pin (MM) | Toggle Pin (Inch) | Price (£) |
|---|---|---|---|---|---|---|---|---|---|---|---|---|
| S23 ET-11 | - | 7/16" | 3/4" | 554.0 | 430.0 | 21.811 | 16.929 | 20.0 | 0.787 | 18.5 | 3/4" | 520.49 |
| S22 ET-12 | 12 MM | - | 3/4" | 554.0 | 430.0 | 21.811 | 16.929 | 20.0 | 0.787 | 18.5 | 3/4" | 520.49 |
| S23 ET-12 | - | 1/2" | 3/4" | 554.0 | 430.0 | 21.811 | 16.929 | 20.0 | 0.787 | 18.5 | 3/4" | 520.49 |
| S22 ET-14 | 14 MM | 9/16" | 7/8" | 623.0 | 479.0 | 24.528 | 18.858 | 25.0 | 0.984 | 21.5 | 7/8" | 652.15 |
| S22 ET-16 | 16 MM | 5/8" | 1" | 683.0 | 507.0 | 26.890 | 19.961 | 28.0 | 1.102 | 25.0 | 1" | 889.82 |
| S22 ET-19 | 19 MM | 3/4" | 1 1/8" | 815.0 | 599.0 | 32.087 | 23.583 | 31.5 | 1.240 | 28.2 | 1 1/8" | 1,614.32 |
| S22 ET-22 | 22 MM | 7/8" | 1 1/4" | 975.0 | 717.0 | 38.386 | 28.228 | 35.0 | 1.378 | 31.5 | 1 1/4" | 2,313.57 |
| S22 ET-26 | 26 MM | 1" | 1 3/8" | 992.0 | 732.0 | 39.055 | 28.819 | 38.0 | 1.496 | 34.6 | 1 3/8" | 2,929.55 |

# Supajust Toggle & Toggle

- Premium Sta-Lok turbuckle arrangement, supplied with a Threaded Strap Toggle (B18/B15) at each end

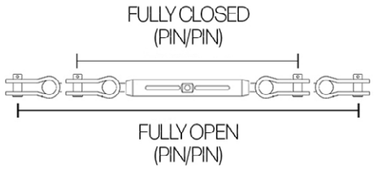

| Reference | Thread (UNF) | Fully Open (MM) | Fully Closed (MM) | Fully Open (Inch) | Fully Closed (Inch) | Toggle Width (MM) | Toggle Width (Inch) | Toggle Pin (MM) | Toggle Pin (Inch) | Price (£) |
|---|---|---|---|---|---|---|---|---|---|---|
| S41-38 | 3/8" | 328.0 | 251.0 | 12.913 | 9.882 | 9.9 | 0.390 | 9.5 | 3/8" | 82.93 |
| S41-716 | 7/16" | 352.0 | 266.0 | 13.858 | 10.472 | 11.5 | 0.453 | 11.1 | 7/16" | 91.64 |
| S41-12 | 1/2" | 384.0 | 286.0 | 15.118 | 11.260 | 13.1 | 0.516 | 12.7 | 1/2" | 108.52 |
| S41-58 | 5/8" | 456.0 | 348.0 | 17.953 | 13.701 | 16.3 | 0.642 | 16.0 | 5/8" | 193.17 |
| S41-34 | 3/4" | 568.0 | 442.0 | 22.362 | 17.402 | 19.1 | 0.752 | 18.5 | 3/4" | 370.17 |

# Supajust Eye Toggle & Eye Toggle

- High Specification stainless steel open body turnbuckle arrangement, supplied with a Threaded Eye Toggle (ET18/ET15) at each end

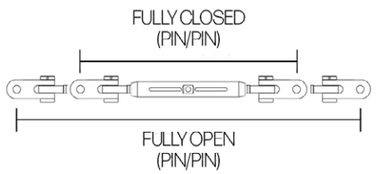

| Reference | Thread (UNF) | Fully Open (MM) | Fully Closed (MM) | Fully Open (Inch) | Fully Closed (Inch) | Toggle Width (MM) | Toggle Width (Inch) | Toggle Pin (MM) | Toggle Pin (Inch) | Price (£) |
|---|---|---|---|---|---|---|---|---|---|---|
| S41 ET-34 | 3/4" | 673.0 | 549.0 | 26.496 | 21.614 | 20.0 | 0.787 | 18.5 | 3/4" | 493.99 |
| S41 ET-78 | 7/8" | 747.0 | 603.0 | 29.409 | 23.740 | 25.0 | 0.984 | 21.5 | 7/8" | 643.17 |
| S41 ET-100 | 1" | 850.0 | 675.0 | 33.465 | 26.575 | 28.0 | 1.102 | 25.0 | 1" | 920.12 |
| S41 ET-118 | 1 1/8" | 980.0 | 766.0 | 38.583 | 30.157 | 31.5 | 1.240 | 28.2 | 1 1/8" | 1,557.00 |
| S41 ET-114 | 1 1/4" | 1131.0 | 874.0 | 44.528 | 34.409 | 35.0 | 1.378 | 31.5 | 1 1/4" | 2,213.60 |
| S41 ET-138 | 1 3/8" | 1210.0 | 950.0 | 47.638 | 37.402 | 38.0 | 1.496 | 34.6 | 1 3/8" | 2,910.40 |







# Supajust Toggle & Fork

- Premium open body turnbuckle arrangement, supplied with a Threaded Strap Toggle (B18) at one end and a Threaded Fork End (B17) at the other

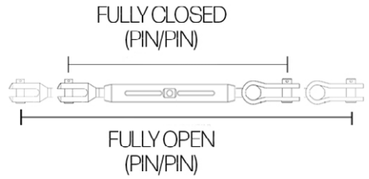

| Ref | Thread (UNF) | Fully Open (MM) | Fully Closed (MM) | Fully Open (Inch) | Fully Closed (Inch) | Toggle Width (MM) | Toggle Width (Inch) | Toggle Pin (MM) | Toggle Pin (Inch) | Fork Width (MM) | Fork Width (Inch) | Fork Pin (MM) | Fork Pin (Inch) | Price (£) |
|---|---|---|---|---|---|---|---|---|---|---|---|---|---|---|
| S21-38 | 3/8" | 318.0 | 241.0 | 12.520 | 9.488 | 9.9 | 0.390 | 9.5 | 3/8" | 9.5 | 0.374 | 9.3 | 3/8" | 99.05 |
| S21-716 | 7/16" | 340.0 | 254.0 | 13.386 | 10.000 | 11.5 | 0.453 | 11.1 | 7/16" | 11.1 | 0.437 | 10.9 | 7/16" | 110.89 |
| S21-12 | 1/2" | 379.0 | 281.0 | 14.921 | 11.063 | 13.1 | 0.516 | 12.7 | 1/2" | 12.7 | 0.500 | 12.6 | 1/2" | 133.31 |
| S21-58 | 5/8" | 435.0 | 327.0 | 17.126 | 12.874 | 16.3 | 0.642 | 16.0 | 5/8" | 15.9 | 0.625 | 15.6 | 5/8" | 264.39 |
| S21-34 | 3/4" | 544.0 | 422.0 | 21.417 | 16.614 | 19.1 | 0.752 | 18.5 | 3/4" | 19.1 | 0.752 | 18.5 | 3/4" | 455.57 |

# Supajust Eye Toggle & Fork

- High Specification stainless steel open body turnbuckle arrangement, supplied with a Threaded Eye Toggle at one end (ET18) and a Threaded Machined Fork (B17) at the other end

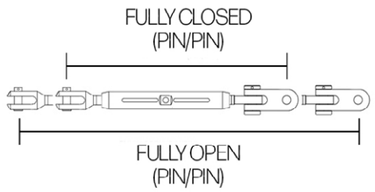

| Ref | Thread (UNF) | Fully Open (MM) | Fully Closed (MM) | Fully Open (Inch) | Fully Closed (Inch) | Toggle Width (MM) | Toggle Width (Inch) | Toggle Pin (MM) | Toggle Pin (Inch) | Fork Width (MM) | Fork Width (Inch) | Fork Pin (MM) | Fork Pin (Inch) | Price (£) |
|---|---|---|---|---|---|---|---|---|---|---|---|---|---|---|
| S21 ET-34 | 3/4" | 595.0 | 475.0 | 23.425 | 18.701 | 20.0 | 0.787 | 18.5 | 3/4" | 19.1 | 0.752 | 18.5 | 3/4" | 517.48 |
| S21 ET-78 | 7/8" | 680.0 | 536.0 | 26.772 | 21.102 | 25.0 | 0.984 | 21.5 | 7/8" | 22.2 | 0.874 | 21.5 | 7/8" | 630.38 |
| S21 ET-100 | 1" | 766.0 | 592.0 | 30.157 | 23.307 | 28.0 | 1.102 | 25.0 | 1" | 25.4 | 1.000 | 25.0 | 1" | 948.64 |
| S21 ET-118 | 1 1/8" | 891.0 | 677.0 | 35.079 | 26.654 | 31.5 | 1.240 | 28.2 | 1 1/8" | 28.6 | 1.125 | 28.2 | 1 1/8" | 1,454.42 |
| S21 ET-114 | 1 1/4" | 1044.0 | 786.0 | 41.102 | 30.945 | 35.0 | 1.378 | 31.5 | 1 1/4" | 31.8 | 1.252 | 31.5 | 1 1/4" | 2,100.49 |
| S21 ET-138 | 1 3/8" | 1133.0 | 873.0 | 44.606 | 34.370 | 38.0 | 1.496 | 34.6 | 1 3/8" | 35.0 | 1.378 | 34.6 | 1 3/8" | 2,729.36 |

# Supajust
## Fork & Blank

- High Specification stainless steel open body turnbuckle, supplied with a Threaded Machined Fork at one end

| Reference | Thread (UNF) | Fork Width (MM) | Fork Width (Inch) | Fork Pin (MM) | Fork Pin (Inch) | Adjustment (MM) | Adjustment (Inch) | Price (£) |
|---|---|---|---|---|---|---|---|---|
| S30-38 | 3/8" | 9.5 | 0.374 | 9.3 | 3/8" | 77.0 | 3.032 | 91.19 |
| S30-716 | 7/16" | 11.1 | 0.437 | 10.9 | 7/16" | 86.0 | 3.386 | 101.66 |
| S30-12 | 1/2" | 12.7 | 0.500 | 12.6 | 1/2" | 98.0 | 3.858 | 122.11 |
| S30-58 | 5/8" | 15.9 | 0.625 | 15.6 | 5/8" | 108.0 | 4.252 | 238.69 |
| S30-34 | 3/4" | 19.1 | 0.752 | 18.5 | 3/4" | 124.0 | 4.882 | 362.01 |
| S30-78 | 7/8" | 22.2 | 0.874 | 21.5 | 7/8" | 144.0 | 5.669 | 466.56 |
| S30-100 | 1" | 25.4 | 1.000 | 25.0 | 1" | 174.0 | 6.850 | 720.29 |
| S30-118 | 1 1/8" | 28.6 | 1.125 | 28.2 | 1 1/8" | 214.0 | 8.425 | 1,079.42 |
| S30-114 | 1 1/4" | 31.8 | 1.252 | 31.5 | 1 1/4" | 260.0 | 10.236 | 1,521.92 |
| S30-138 | 1 3/8" | 35.0 | 1.378 | 34.6 | 1 3/8" | 260.0 | 10.236 | 1,965.39 |

# Supajust
## Fork & Swage

- High Specification stainless steel open body turnbuckle with threaded bronze inserts
- Supplied with a fully machined Threaded Fork End (B16) at one end and a Swage Stud (051) at the other

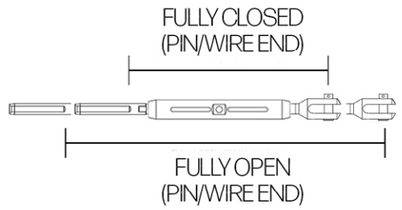

| Ref | Wire Size (MM) | Wire Size (Inch) | Thread (UNF) | Fully Open (MM) | Fully Closed (MM) | Fully Open (Inch) | Fully Closed (Inch) | Fork Width (MM) | Fork Width (Inch) | Fork Pin (MM) | Fork Pin (Inch) | Price (£) |
|---|---|---|---|---|---|---|---|---|---|---|---|---|
| S28-05 | 5 MM | 3/16" | 3/8" | 294.0 | 217.0 | 11.575 | 8.543 | 9.5 | 0.374 | 9.3 | 3/8" | 101.78 |
| S29-55 | - | 7/32" | 3/8" | 294.0 | 217.0 | 11.575 | 8.543 | 9.5 | 0.374 | 9.3 | 3/8" | 106.70 |
| S28-386 | 6 MM | - | 3/8" | 294.0 | 217.0 | 11.575 | 8.543 | 9.5 | 0.374 | 9.3 | 3/8" | 106.70 |
| S28-06 | 6 MM | - | 7/16" | 308.0 | 222.0 | 12.126 | 8.740 | 11.1 | 0.437 | 10.9 | 7/16" | 117.18 |
| S29-386 | - | 1/4" | 3/8" | 299.0 | 222.0 | 11.772 | 8.740 | 9.5 | 0.374 | 9.3 | 3/8" | 106.70 |
| S29-06 | - | 1/4" | 7/16" | 308.0 | 222.0 | 12.126 | 8.740 | 11.1 | 0.437 | 10.9 | 7/16" | 117.18 |
| S29-126 | - | 1/4" | 1/2" | 351.0 | 253.0 | 13.819 | 9.961 | 12.7 | 0.500 | 12.6 | 1/2" | 137.63 |
| S28-7167 | 7 MM | 9/32" | 7/16" | 317.0 | 231.0 | 12.480 | 9.094 | 11.1 | 0.437 | 10.9 | 7/16" | 125.85 |
| S28-07 | 7 MM | 9/32" | 1/2" | 353.0 | 255.0 | 13.898 | 10.039 | 12.7 | 0.500 | 12.6 | 1/2" | 146.30 |
| S28-08 | 8 MM | 5/16" | 1/2" | 354.0 | 256.0 | 13.937 | 10.079 | 12.7 | 0.500 | 12.6 | 1/2" | 149.42 |
| S28-588 | 8 MM | 5/16" | 5/8" | 399.0 | 291.0 | 15.709 | 11.457 | 15.9 | 0.625 | 15.6 | 5/8" | 267.80 |
| S28-10 | 10 MM | - | 5/8" | 406.0 | 298.0 | 15.984 | 11.732 | 15.9 | 0.625 | 15.6 | 5/8" | 277.79 |
| S29-10 | - | 3/8" | 5/8" | 406.0 | 298.0 | 15.984 | 11.732 | 15.9 | 0.625 | 15.6 | 5/8" | 277.79 |
| S29-11 | - | 7/16" | 3/4" | 502.0 | 377.0 | 19.764 | 14.843 | 19.1 | 0.752 | 18.5 | 3/4" | 422.16 |
| S28-12 | 12 MM | - | 3/4" | 502.0 | 377.0 | 19.764 | 14.843 | 19.1 | 0.752 | 18.5 | 3/4" | 422.16 |
| S29-12 | - | 1/2" | 3/4" | 502.0 | 377.0 | 19.764 | 14.843 | 19.1 | 0.752 | 18.5 | 3/4" | 422.16 |
| S28-14 | 14 MM | 9/16" | 7/8" | 576.0 | 432.0 | 22.677 | 17.008 | 22.2 | 0.874 | 21.5 | 7/8" | 578.09 |
| S28-16 | 16 MM | 5/8" | 1" | 645.0 | 471.0 | 25.394 | 18.543 | 25.4 | 1.000 | 25.0 | 1" | 854.20 |
| S28-19 | 19 MM | 3/4" | 1 1/8" | 762.0 | 547.0 | 30.000 | 21.535 | 28.6 | 1.125 | 28.2 | 1 1/8" | 1,320.04 |
| S28-22 | 22 MM | 7/8" | 1 1/4" | 882.0 | 627.0 | 34.724 | 24.685 | 31.8 | 1.252 | 31.5 | 1 1/4" | 1,890.67 |
| S28-26 | 26 MM | 1" | 1 3/8" | 953.0 | 693.0 | 37.520 | 27.283 | 35.0 | 1.378 | 34.6 | 1 3/8" | 2,391.76 |

# Supajust
## Fork & Sta-Lok

- Supajust body, supplied with a fully machined Threaded Fork End (B16) at one end and a reusable Sta-Lok Self-Fit Stud (036) at the other
- Threaded Bronze Inserts ensure superb adjustment without seizing or galling

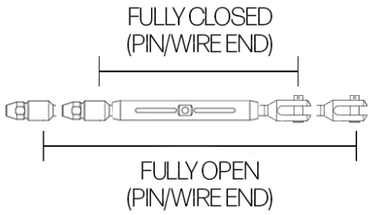

| Ref | Wire Size (MM) | Wire Size (Inch) | Thread (UNF) | Fully Open (MM) | Fully Closed (MM) | Fully Open (Inch) | Fully Closed (Inch) | Fork Width (MM) | Fork Width (Inch) | Fork Pin (MM) | Fork Pin (Inch) | Price (£) |
|---|---|---|---|---|---|---|---|---|---|---|---|---|
| S26-05 | 5 MM | - | 3/8" | 291.0 | 214.0 | 11.457 | 8.425 | 9.5 | 0.374 | 9.3 | 3/8" | 122.83 |
| S27-05 | - | 3/16" | 3/8" | 291.0 | 214.0 | 11.457 | 8.425 | 9.5 | 0.374 | 9.3 | 3/8" | 122.83 |
| S27-55 | - | 7/32" | 3/8" | 292.0 | 215.0 | 11.496 | 8.465 | 9.5 | 0.374 | 9.3 | 3/8" | 132.08 |
| S26-386 | 6 MM | - | 3/8" | 292.0 | 215.0 | 11.496 | 8.465 | 9.5 | 0.374 | 9.3 | 3/8" | 132.08 |
| S26-06 | 6 MM | - | 7/16" | 302.0 | 216.0 | 11.890 | 8.504 | 11.1 | 0.437 | 10.9 | 7/16" | 142.57 |
| S27-386 | - | 1/4" | 3/8" | 292.0 | 215.0 | 11.496 | 8.465 | 9.5 | 0.374 | 9.3 | 3/8" | 132.08 |
| S27-06 | - | 1/4" | 7/16" | 302.0 | 216.0 | 11.890 | 8.504 | 11.1 | 0.437 | 10.9 | 7/16" | 142.57 |
| S27-126 | - | 1/4" | 1/2" | 349.0 | 251.0 | 13.740 | 9.882 | 12.7 | 0.500 | 12.6 | 1/2" | 163.02 |
| S26-7167 | 7 MM | 9/32" | 7/16" | 306.0 | 220.0 | 12.047 | 8.661 | 11.1 | 0.437 | 10.9 | 7/16" | 151.83 |
| S26-07 | 7 MM | 9/32" | 1/2" | 349.0 | 251.0 | 13.740 | 9.882 | 12.7 | 0.500 | 12.6 | 1/2" | 172.28 |
| S26-08 | 8 MM | 5/16" | 1/2" | 346.0 | 248.0 | 13.622 | 9.764 | 12.7 | 0.500 | 12.6 | 1/2" | 181.67 |
| S26-588 | 8 MM | 5/16" | 5/8" | 383.0 | 276.0 | 15.079 | 10.866 | 15.9 | 0.625 | 15.6 | 5/8" | 298.24 |
| S26-10 | 10 MM | - | 5/8" | 384.0 | 277.0 | 15.118 | 10.906 | 15.9 | 0.625 | 15.6 | 5/8" | 322.91 |
| S27-10 | - | 3/8" | 5/8" | 384.0 | 277.0 | 15.118 | 10.906 | 15.9 | 0.625 | 15.6 | 5/8" | 322.91 |
| S26-12 | 12 MM | - | 3/4" | 486.0 | 361.0 | 19.134 | 14.213 | 19.1 | 0.752 | 18.5 | 3/4" | 568.94 |
| S27-11 | - | 7/16" | 3/4" | 486.0 | 361.0 | 19.134 | 14.213 | 19.1 | 0.752 | 18.5 | 3/4" | 568.94 |
| S27-12 | - | 1/2" | 3/4" | 486.0 | 361.0 | 19.134 | 14.213 | 19.1 | 0.752 | 18.5 | 3/4" | 568.94 |
| S26-14 | 14 MM | 9/16" | 7/8" | 559.0 | 415.0 | 22.008 | 16.339 | 22.2 | 0.874 | 21.5 | 7/8" | 706.95 |
| S26-16 | 16 MM | 5/8" | 1" | 613.0 | 437.0 | 24.134 | 17.205 | 25.4 | 1.000 | 25.0 | 1" | 1,020.83 |
| S26-19 | 19 MM | 3/4" | 1 1/8" | 742.0 | 526.0 | 29.213 | 20.709 | 28.6 | 1.125 | 28.2 | 1 1/8" | 1,730.66 |
| S26-22 | 22 MM | 7/8" | 1 1/4" | 891.0 | 631.0 | 35.079 | 24.843 | 31.8 | 1.252 | 31.5 | 1 1/4" | 2,422.20 |
| S26-26 | 26 MM | 1" | 1 3/8" | 915.0 | 655.0 | 36.024 | 25.787 | 35.0 | 1.378 | 34.6 | 1 3/8" | 3,052.87 |





# Supajust
## Fork & Fork

- Supajust Turnbuckle assembly, supplied with a fully machined Threaded Fork End (B16/B17) at each end

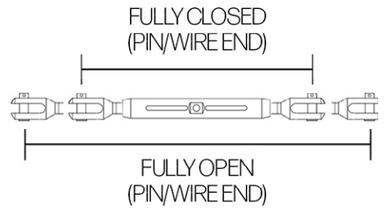

| Reference | Thread (UNF) | Fully Open (MM) | Fully Closed (MM) | Fully Open (Inch) | Fully Closed (Inch) | Fork Width (MM) | Fork Width (Inch) | Fork Pin (MM) | Fork Pin (Inch) | Price (£) |
|---|---|---|---|---|---|---|---|---|---|---|
| S31-38 | 3/8" | 307.0 | 242.0 | 12.087 | 9.528 | 9.5 | 0.374 | 9.3 | 3/8" | 125.95 |
| S31-716 | 7/16" | 333.0 | 247.0 | 13.110 | 9.724 | 11.1 | 0.437 | 10.9 | 7/16" | 141.97 |
| S31-12 | 1/2" | 383.0 | 285.0 | 15.079 | 11.220 | 12.7 | 0.500 | 12.6 | 1/2" | 173.61 |
| S31-58 | 5/8" | 427.0 | 319.0 | 16.811 | 12.559 | 15.9 | 0.625 | 15.6 | 5/8" | 356.47 |
| S31-34 | 3/4" | 535.0 | 411.0 | 21.063 | 16.181 | 19.1 | 0.752 | 18.5 | 3/4" | 565.93 |
| S31-78 | 7/8" | 605.0 | 461.0 | 23.819 | 18.150 | 22.2 | 0.874 | 21.5 | 7/8" | 685.29 |
| S31-100 | 1" | 686.0 | 512.0 | 27.008 | 20.157 | 25.4 | 1.000 | 25.0 | 1" | 1,079.66 |
| S31-118 | 1 1/8" | 814.0 | 602.0 | 32.047 | 23.701 | 28.6 | 1.125 | 28.2 | 1 1/8" | 1,570.76 |
| S31-114 | 1 1/4" | 952.0 | 692.0 | 37.480 | 27.244 | 31.8 | 1.252 | 31.5 | 1 1/4" | 2,209.13 |
| S31-138 | 1 3/8" | 1056.0 | 796.0 | 41.575 | 31.339 | 35.0 | 1.378 | 34.6 | 1 3/8" | 2,852.67 |

# Sta-Lok Threaded End Fittings

Need that perfect replacement part or can't quite find a turnbuckle arrangement that matches your requirements?

Sta-Lok threaded ends are machined to the highest standard from high specification 316 stainless steel alloys and are perfectly suited for use with our Stainless Steel, Bronze and Supajust turnbuckle bodies.

Our wide range of threaded ends span from 1/4" to 1 3/8" UNF, providing options to suit all yacht rigging layouts.

Generally speaking, the end fittings are supplied as a Left Hand UNF thread where used as a turnbuckle assembly. Where available, the right hand variants are provided.

**Please note:**

1. All Threaded End Fittings are supplied with split pins to ensure positive locking with all open body turnbuckle assemblies
2. Should you require any further dimensional details, please make contact with our sales team

**Many elements, including usage, environment and standard of maintenance can affect the lifetime of your rigging. All fittings should be inspected, checked and maintained regularly.*







## Threaded Strap Toggle End

- Full Articulation in two planes
- Manufactured from high specification 316 stainless steel
- Suitable for all Sta-Lok turnbuckles
- Supplied with split pin

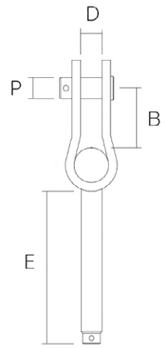

| Left Hand Reference | Right Hand Reference | Thread (UNF) | B (MM) | B (Inch) | D (MM) | D (Inch) | E (MM) | E (Inch) | P (MM) | P (Inch) | Weight (KG) | Weight (LB) | Price (£) |
|---|---|---|---|---|---|---|---|---|---|---|---|---|---|
| B18-14 | B15-14 | 1/4" | 14.4 | 0.567 | 6.4 | 0.252 | 57.0 | 2.244 | 6.4 | 1/4" | 0.040 | 0.088 | 15.96 |
| B18-516 | B15-516 | 5/16" | 19.0 | 0.750 | 8.4 | 0.331 | 60.0 | 2.362 | 7.9 | 5/16" | 0.060 | 0.132 | 16.92 |
| B18-38 | B15-38 | 3/8" | 20.0 | 0.787 | 9.9 | 0.390 | 70.0 | 2.756 | 9.5 | 3/8" | 0.100 | 0.220 | 18.65 |
| B18-716 | B15-716 | 7/16" | 25.0 | 0.984 | 11.5 | 0.453 | 75.0 | 2.953 | 11.1 | 7/16" | 0.160 | 0.353 | 21.05 |
| B18-12 | B15-12 | 1/2" | 28.0 | 1.102 | 13.1 | 0.516 | 81.0 | 3.189 | 12.7 | 1/2" | 0.260 | 0.573 | 26.71 |
| B18-58 | B15-58 | 5/8" | 33.0 | 1.299 | 16.3 | 0.642 | 89.0 | 3.504 | 16.0 | 5/8" | 0.480 | 1.058 | 46.56 |
| B18-34 | B15-34 | 3/4" | 34.0 | 1.339 | 19.1 | 0.752 | 125.0 | 4.921 | 18.5 | 3/4" | 0.700 | 1.543 | 118.53 |

# Threaded
# U Strap & Toggle End

- Full Articulation in two planes
- Manufactured from high specification 316 stainless steel
- Supplied with split pin
- Forged T Design
- Ideal for longer chain plates

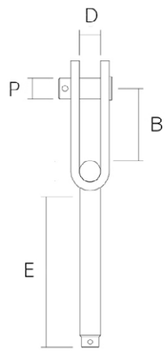

| Left Hand Reference | Right Hand Reference | Thread (UNF) | B (MM) | B (Inch) | D (MM) | D (Inch) | E (MM) | E (Inch) | P (MM) | P (Inch) | Weight (KG) | Weight (LB) | Price (£) |
|---|---|---|---|---|---|---|---|---|---|---|---|---|---|
| U18-14 | U15-14 | 1/4" | 20.0 | 0.787 | 7.6 | 0.299 | 60.0 | 2.362 | 6.4 | 1/4" | 0.040 | 0.088 | 22.93 |
| U18-516 | U15-516 | 5/16" | 25.0 | 0.984 | 9.2 | 0.362 | 66.0 | 2.598 | 7.9 | 5/16" | 0.060 | 0.132 | 23.54 |
| U18-38 | U15-38 | 3/8" | 28.0 | 1.102 | 10.8 | 0.425 | 70.0 | 2.756 | 9.5 | 3/8" | 0.100 | 0.220 | 32.22 |
| U18-716 | U15-716 | 7/16" | 32.0 | 1.260 | 12.3 | 0.484 | 77.0 | 3.031 | 11.1 | 7/16" | 0.160 | 0.352 | 35.93 |
| U18-12 | U15-12 | 1/2" | 34.0 | 1.339 | 13.0 | 0.512 | 81.0 | 3.189 | 12.7 | 1/2" | 0.260 | 0.572 | 36.89 |
| U18-58 | U15-58 | 5/8" | 43.0 | 1.693 | 18.0 | 0.709 | 99.0 | 3.898 | 16.0 | 5/8" | 0.460 | 1.012 | 61.59 |







# Threaded
# Eye Toggle End

- Elegant design
- Manufactured from high specification 316 stainless steel
- Toggle action allows full articulation in two planes
- Ideal for longer chain plates
- Stronger than the wire ropes

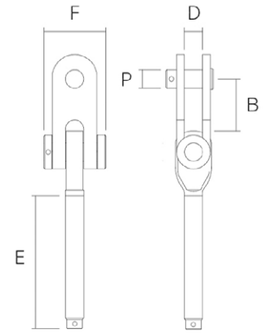

| Left Hand Reference | Right Hand Reference | Thread (UNF) | B (MM) | B (Inch) | D (MM) | D (Inch) | E (MM) | E (Inch) | F (MM) | F (Inch) | P (MM) | P (Inch) | Price (£) |
|---|---|---|---|---|---|---|---|---|---|---|---|---|---|
| ET18-34 | ET15-34 | 3/4" | 56.0 | 2.205 | 20.0 | 0.787 | 128.0 | 5.039 | 66.0 | 2.598 | 18.5 | 3/4" | 180.43 |
| ET18-78 | ET15-78 | 7/8" | 63.0 | 2.480 | 25.0 | 0.984 | 140.0 | 5.512 | 78.0 | 3.071 | 21.5 | 7/8" | 231.52 |
| ET18-100 | ET15-100 | 1" | 67.5 | 2.657 | 28.0 | 1.102 | 156.0 | 6.142 | 82.0 | 3.228 | 25.0 | 1" | 330.84 |
| ET18-118 | ET15-118 | 1 1/8" | 70.0 | 2.756 | 31.5 | 1.240 | 180.0 | 7.087 | 89.0 | 3.504 | 28.2 | 1 1/8" | 593.92 |
| ET18-114 | ET15-114 | 1 1/4" | 79.0 | 3.110 | 35.0 | 1.378 | 215.0 | 8.464 | 98.0 | 3.858 | 31.5 | 1 1/4" | 800.32 |
| ET18-138 | ET15-138 | 1 3/8" | 98.0 | 3.858 | 38.0 | 1.496 | 220.0 | 8.661 | 110.0 | 4.331 | 34.6 | 1 3/8" | 1,068.33 |

# Threaded
# Fork End

- Elegant design
- Fully machined from 316 stainless steel
- Stronger than the wire rope
- Suitable for all turnbuckles
- Supplied with split pin

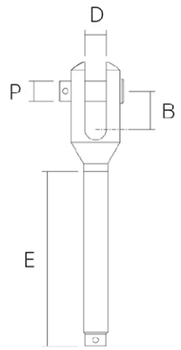




| Left Hand Reference | Right Hand Reference | Thread (UNF) | B (MM) | B (Inch) | D (MM) | D (Inch) | E (MM) | E (Inch) | P (MM) | P (Inch) | Weight (KG) | Weight (LB) | Price (£) |
|---|---|---|---|---|---|---|---|---|---|---|---|---|---|
| B16-14 | B17-14 | 1/4" | 10.0 | 0.394 | 6.4 | 0.252 | 54.0 | 2.126 | 6.2 | 1/4" | 0.020 | 0.044 | 26.71 |
| B16-516 | B17-516 | 5/16" | 14.7 | 0.579 | 7.9 | 0.311 | 59.0 | 2.323 | 7.7 | 5/16" | 0.060 | 0.132 | 28.51 |
| B16-38 | B17-38 | 3/8" | 17.5 | 0.689 | 9.5 | 0.374 | 67.0 | 2.638 | 9.3 | 3/8" | 0.120 | 0.265 | 34.77 |
| B16-716 | B17-716 | 7/16" | 22.2 | 0.874 | 11.1 | 0.437 | 76.0 | 2.992 | 10.9 | 7/16" | 0.180 | 0.397 | 40.30 |
| B16-12 | B17-12 | 1/2" | 27.4 | 1.080 | 12.7 | 0.500 | 83.0 | 3.268 | 12.6 | 1/2" | 0.300 | 0.661 | 51.49 |
| B16-58 | B17-58 | 5/8" | 29.4 | 1.157 | 15.9 | 0.625 | 95.0 | 3.750 | 15.6 | 5/8" | 0.500 | 1.102 | 117.78 |
| B16-34 | B17-34 | 3/4" | 33.3 | 1.313 | 19.1 | 0.752 | 124.0 | 4.875 | 18.5 | 3/4" | 0.860 | 1.896 | 203.93 |
| B16-78 | B17-78 | 7/8" | 38.1 | 1.500 | 22.2 | 0.874 | 148.0 | 5.813 | 21.5 | 7/8" | 1.200 | 2.646 | 218.73 |
| B16-100 | B17-100 | 1" | 40.0 | 1.575 | 25.4 | 1.000 | 162.0 | 6.375 | 25.0 | 1" | 1.700 | 3.748 | 359.36 |
| B16-118 | B17-118 | 1 1/8" | 50.0 | 1.970 | 28.6 | 1.125 | 190.0 | 7.480 | 28.2 | 1 1/8" | 2.400 | 5.291 | 491.34 |
| B16-114 | B17-114 | 1 1/4" | 60.0 | 2.362 | 31.8 | 1.252 | 224.0 | 8.812 | 31.5 | 1 1/4" | 3.660 | 8.069 | 687.21 |
| B16-138 | B17-138 | 1 3/8" | 70.0 | 2.756 | 35.0 | 1.378 | 232.0 | 9.134 | 34.6 | 1 3/8" | 4.200 | 9.259 | 887.29 |







# Threaded
# Eye End

- Suitable for all Sta-Lok turnbuckles
- Left hand thread only
- Supplied with split pin

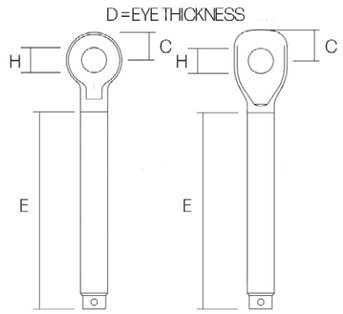


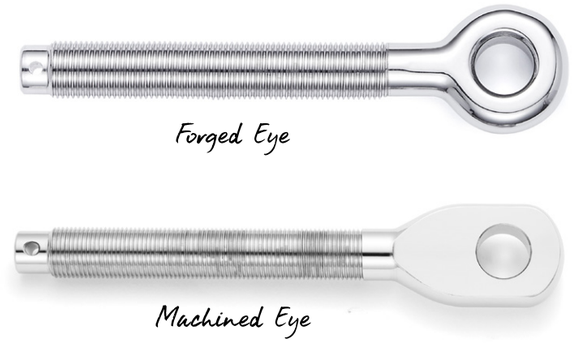


| Reference | Thread (UNF) | C (MM) | C (Inch) | D (MM) | D (Inch) | E (MM) | E (Inch) | H (MM) | H (Inch) | Weight (KG) | Weight (LB) | Price (£) |
|---|---|---|---|---|---|---|---|---|---|---|---|---|
| Forged | | | | | | | | | | | | |
| C770-14 | 1/4" | 8.4 | 0.331 | 6.0 | 0.236 | 47.0 | 1.850 | 6.4 | 1/4" | 0.014 | 0.031 | 10.55 |
| C770-516 | 5/16" | 9.5 | 0.374 | 6.5 | 0.256 | 57.0 | 2.244 | 8.0 | 5/16" | 0.020 | 0.044 | 11.37 |
| C770-38 | 3/8" | 11.0 | 0.433 | 7.8 | 0.307 | 68.0 | 2.677 | 9.5 | 3/8" | 0.040 | 0.088 | 14.69 |
| C770-716 | 7/16" | 12.0 | 0.472 | 9.3 | 0.366 | 75.0 | 2.953 | 11.1 | 7/16" | 0.080 | 0.176 | 19.16 |
| C770-12 | 1/2" | 13.5 | 0.531 | 11.5 | 0.453 | 90.0 | 3.543 | 12.7 | 1/2" | 0.120 | 0.264 | 24.71 |
| C770-58 | 5/8" | 18.3 | 0.720 | 13.6 | 0.535 | 100.0 | 3.937 | 16.0 | 5/8" | 0.240 | 0.528 | 39.40 |
| Machined | | | | | | | | | | | | |
| C770-34 | 3/4" | 22.5 | 0.886 | 18.0 | 0.709 | 128.0 | 5.039 | 19.5 | 3/4" | 0.520 | 1.144 | 68.82 |
| C770-78 | 7/8" | 25.5 | 1.004 | 21.0 | 0.827 | 140.0 | 5.512 | 22.5 | 7/8" | 0.800 | 1.760 | 110.32 |
| C770-100 | 1" | 31.9 | 1.256 | 24.4 | 0.961 | 156.0 | 6.142 | 25.4 | 1" | 1.180 | 2.596 | 148.11 |
| C770-118 | 1 1/8" | 36.5 | 1.437 | 27.5 | 1.083 | 180.0 | 7.087 | 28.6 | 1 1/8" | 1.720 | 3.784 | 201.39 |
| C770-114 | 1 1/4" | 38.1 | 1.500 | 30.5 | 1.201 | 215.0 | 8.465 | 31.8 | 1 1/4" | 2.480 | 5.456 | 317.86 |
| C770-138 | 1 3/8" | 42.9 | 1.689 | 33.3 | 1.311 | 220.0 | 8.661 | 35.0 | 1 3/8" | 2.930 | 6.446 | 363.70 |

# Threaded Shroud

- Manufactured from high specification 316 stainless steel
- Designed to be used with turnbuckle systems
- Fits N840 backing plates
- Left hand thread only
- Supplied with split pin

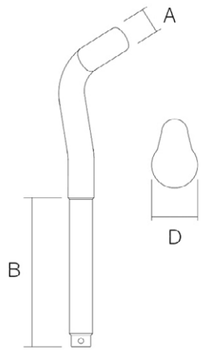

| Reference | Thread (UNF) | A (MM) | A (Inch) | B (MM) | B (Inch) | D (MM) | D (Inch) | Weight (KG) | Weight (LB) | Price (£) |
|---|---|---|---|---|---|---|---|---|---|---|
| 188-12 | 1/2" | 14.4 | 0.566 | 90.0 | 3.625 | 27.0 | 1.062 | 0.220 | 0.484 | 87.89 |
| 188-858 | 5/8" | 16.0 | 0.628 | 90.0 | 3.625 | 30.0 | 1.181 | 0.280 | 0.616 | 120.72 |
| 188-1058 | 5/8" | 17.5 | 0.689 | 100.0 | 4.000 | 32.0 | 1.259 | 0.400 | 0.880 | 138.53 |
| 188-34 | 3/4" | 21.4 | 0.843 | 120.0 | 4.750 | 38.0 | 1.496 | 0.720 | 1.584 | 199.94 |

Notes:







# Threaded T

- Manufactured from high specification 316 stainless steel
- Design to be used with turnbuckle systems
- Universal fitting - works with a broad selection of backing plates
- Left hand thread only
- Supplied with split pin

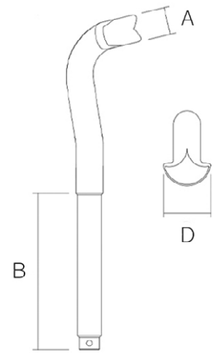

| Reference | Thread (UNF) | A (MM) | A (Inch) | B (MM) | B (Inch) | D (MM) | D (Inch) | Weight (KG) | Weight (LB) | Price (£) |
|---|---|---|---|---|---|---|---|---|---|---|
| 187-14 | 1/4" | 6.2 | 0.243 | 48.0 | 1.889 | 15.4 | 0.607 | 0.020 | 0.044 | 31.75 |
| 187-516 | 5/16" | 8.8 | 0.345 | 57.0 | 2.244 | 19.2 | 0.756 | 0.060 | 0.132 | 36.10 |
| 187-38 | 3/8" | 12.3 | 0.484 | 62.0 | 2.440 | 27.9 | 1.098 | 0.120 | 0.264 | 39.23 |
| 187-716 | 7/16" | 12.3 | 0.484 | 67.0 | 2.638 | 38.0 | 1.496 | 0.140 | 0.308 | 42.25 |
| 187-12 | 1/2" | 13.8 | 0.542 | 78.0 | 3.071 | 29.4 | 1.155 | 0.180 | 0.396 | 42.98 |
| 187-58 | 5/8" | 17.4 | 0.685 | 100.0 | 4.000 | 36.5 | 1.437 | 0.400 | 0.880 | 103.84 |

# Threaded Stemball

- Suitable for all Sta-Lok turnbuckles
- Manufactured from high specification 316 stainless steel
- If Stemball Cups are required please see Product Reference - 042C, page 118
- Left hand thread only

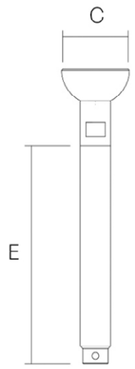

| Reference | Thread (UNF) | C (MM) | C (Inch) | E (MM) | E (Inch) | Weight (KG) | Weight (LB) | Price (£) |
|---|---|---|---|---|---|---|---|---|
| 186-14 | 1/4" | 14.6 | 0.575 | 57.0 | 2.244 | 0.020 | 0.044 | 9.99 |
| 186-516 | 5/16" | 18.0 | 0.709 | 63.0 | 2.480 | 0.040 | 0.088 | 11.79 |
| 186-516Z | 5/16" | 13.2 | 0.520 | 63.0 | 2.480 | 0.040 | 0.088 | 11.79 |
| 186-38 | 3/8" | 20.3 | 0.799 | 69.0 | 2.717 | 0.060 | 0.132 | 15.52 |
| 186-716 | 7/16" | 20.3 | 0.799 | 75.0 | 2.953 | 0.100 | 0.220 | 19.25 |
| 186-12 | 1/2" | 26.0 | 1.024 | 80.0 | 3.150 | 0.140 | 0.308 | 24.79 |
| 186-58 | 5/8" | 27.0 | 1.063 | 98.0 | 3.858 | 0.220 | 0.484 | 40.91 |
| 186-34 | 3/4" | 28.0 | 1.102 | 128.0 | 5.039 | 0.380 | 0.836 | 62.69 |
| 186-78 | 7/8" | 34.0 | 1.339 | 140.0 | 5.512 | 0.640 | 1.408 | 99.13 |
| 186-100 | 1" | 39.5 | 1.556 | 156.0 | 6.141 | 0.980 | 2.156 | 121.39 |
| 186-118 | 1 1/8" | 54.8 | 2.156 | 182.0 | 7.165 | 1.540 | 3.388 | 260.23 |







# Turnbuckle Extension Bar

- Maximise the adjustment on backstays and cap shrouds by joining two turnbuckles
- Manufactured from high specification 316 stainless steel
- Will assemble with standard open and closed body turnbuckles
- UNF Threads - left hand one end and right hand the other
- Supplied with split pins

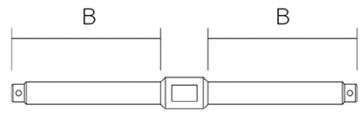

| Reference | Thread (UNF) | B (MM) | B (Inch) | Weight (KG) | Weight (LB) | Price (£) |
|---|---|---|---|---|---|---|
| C280-716 | 7/16" | 75.0 | 2.953 | 0.140 | 0.309 | 61.36 |
| C280-12 | 1/2" | 81.0 | 3.189 | 0.220 | 0.485 | 71.35 |
| C280-58 | 5/8" | 100.0 | 3.937 | 0.340 | 0.750 | 108.52 |
| C280-34 | 3/4" | 135.0 | 5.315 | 0.640 | 1.411 | 142.57 |
| C280-78 | 7/8" | 140.0 | 5.512 | 0.860 | 1.896 | 161.82 |
| C280-100 | 1" | 156.0 | 6.142 | 1.260 | 2.778 | 189.61 |

Supajust Toggle & Swage Turnbuckle.

# Tip Cup

- Sta-Lok Terminals Spreader End Tip Cups are precision engineered from marine grade stainless steel
- The three part design works to prevent thread galling increasing both the reliability and longevity of the tip cup
- Each Spreader End Tip Cup is supplied with two Stemball Swages (042) and a Stemball and Swage Forged Bronze Turnbuckle to ensure that all you need is available and easy to order
- Standard diagonal angles for Sta-Lok Spreader End Tip Cups are 75°/80° but the product can be custom finished to meet your specifications
- Utilising a fully machined system allows for easy installation and the supplied Stemball heads give perfect wire alignment
- To be used with wire rope rigging only

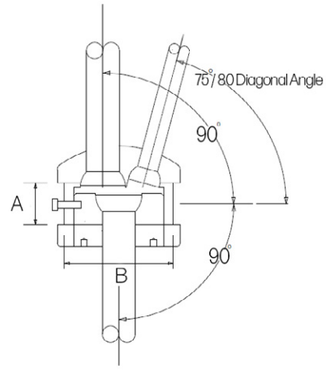


| Reference | Lower Wire Diameter (MM) | Upper Wire Diameter (MM) | Diagonal Wire Diameter (MM) | Diagonal Angle | A (MM) | A (Inch) | B (MM) | B (Inch) | Price (£) |
|---|---|---|---|---|---|---|---|---|---|
| MTC-141210 75 | 14 MM | 12 MM | 10 MM | 75 | 36.0 | 1.417 | 90.0 | 3.543 | 1,417.25 |
| MTC-141210 80 | 14 MM | 12 MM | 10 MM | 80 | 36.0 | 1.417 | 90.0 | 3.543 | 1,417.25 |
| MTC-161410 75 | 16 MM | 14 MM | 10 MM | 75 | 36.0 | 1.417 | 90.0 | 3.543 | 1,630.20 |
| MTC-161410 80 | 16 MM | 14 MM | 10 MM | 80 | 36.0 | 1.417 | 90.0 | 3.543 | 1,630.20 |
| MTC-161412 75 | 16 MM | 14 MM | 12 MM | 75 | 36.0 | 1.417 | 90.0 | 3.543 | 2,097.00 |
| MTC-161412 80 | 16 MM | 14 MM | 12 MM | 80 | 36.0 | 1.417 | 90.0 | 3.543 | 2,097.00 |
| MTC-161610 75 | 16 MM | 16 MM | 10 MM | 75 | 36.0 | 1.417 | 90.0 | 3.543 | 2,028.43 |
| MTC-161610 80 | 16 MM | 16 MM | 10 MM | 80 | 36.0 | 1.417 | 90.0 | 3.543 | 2,028.43 |
| MTC-161612 75 | 16 MM | 16 MM | 12 MM | 75 | 36.0 | 1.417 | 90.0 | 3.543 | 2,103.02 |
| MTC-161612 80 | 16 MM | 16 MM | 12 MM | 80 | 36.0 | 1.417 | 90.0 | 3.543 | 2,103.02 |
| MTC-191612 75 | 19 MM | 16 MM | 12 MM | 75 | 36.0 | 1.417 | 90.0 | 3.543 | 2,297.92 |
| MTC-191612 80 | 19 MM | 16 MM | 12 MM | 80 | 36.0 | 1.417 | 90.0 | 3.543 | 2,297.92 |

# Double Jaw Toggle

- Manufactured from high specification 316 stainless steel
- Designed to overcome small additional length requirements on existing cable assemblies
- Use with turnbuckle forks to provide full articulation

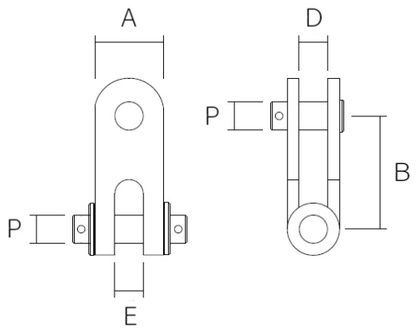

| Ref | A (MM) | A (Inch) | B (MM) | B (Inch) | D (MM) | D (Inch) | E (MM) | E (Inch) | P (MM) | P (Inch) | Weight (KG) | Weight (LB) | Price (£) |
|---|---|---|---|---|---|---|---|---|---|---|---|---|---|
| DJT-14 | 16.0 | 0.630 | 20.0 | 0.787 | 7.6 | 0.299 | 6.7 | 0.264 | 6.4 | 1/4" | 0.020 | 0.044 | 22.38 |
| DJT-516 | 19.0 | 0.748 | 25.0 | 0.984 | 9.2 | 0.362 | 8.3 | 0.327 | 7.9 | 5/16" | 0.060 | 0.132 | 23.59 |
| DJT-38 | 22.2 | 0.875 | 28.0 | 1.102 | 10.8 | 0.425 | 9.9 | 0.390 | 9.5 | 3/8" | 0.080 | 0.176 | 24.19 |
| DJT-716 | 28.6 | 1.126 | 32.0 | 1.260 | 12.3 | 0.484 | 11.5 | 0.453 | 11.1 | 7/16" | 0.120 | 0.264 | 32.01 |
| DJT-12 | 32.0 | 1.260 | 34.0 | 1.339 | 13.0 | 0.512 | 13.0 | 0.512 | 12.7 | 1/2" | 0.180 | 0.396 | 37.17 |
| DJT-58 | 38.1 | 1.500 | 52.0 | 2.047 | 18.0 | 0.709 | 16.3 | 0.642 | 16.0 | 5/8" | 0.360 | 0.792 | 53.90 |
| DJT-34 | 48.0 | 1.890 | 81.0 | 3.189 | 20.0 | 0.790 | 19.5 | 0.768 | 18.5 | 3/4" | 0.900 | 1.980 | 147.50 |
| DJT-78 | 60.0 | 2.362 | 92.0 | 3.622 | 25.0 | 1.000 | 23.0 | 0.906 | 21.5 | 7/8" | 1.420 | 3.124 | 222.45 |
| DJT-100 | 64.0 | 2.520 | 99.0 | 3.898 | 28.0 | 1.130 | 26.0 | 1.024 | 25.0 | 1" | 1.860 | 4.092 | 296.80 |
| DJT-118 | 70.0 | 2.756 | 105.0 | 4.134 | 31.5 | 1.250 | 29.0 | 1.142 | 28.2 | 1 1/8" | 2.850 | 6.270 | 474.02 |
| DJT-114 | 80.0 | 3.150 | 119.0 | 4.685 | 35.0 | 1.375 | 34.0 | 1.339 | 31.5 | 1 1/4" | 4.020 | 8.844 | 680.11 |
| DJT-138 | 90.0 | 3.543 | 140.0 | 5.512 | 38.0 | 1.500 | 35.0 | 1.378 | 34.6 | 1 3/8" | 5.430 | 11.946 | 820.88 |







# Eye & Jaw Bar Toggle

- Manufactured from high specification 316 stainless steel
- Designed to overcome small additional length requirements on existing cable assemblies
- Use with turnbuckle forks to provide full articulation

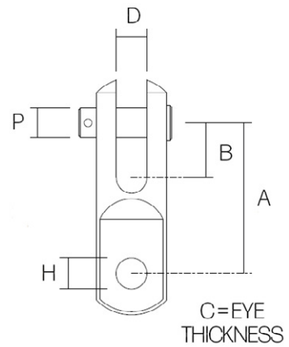




| Ref | A (MM) | A (Inch) | B (MM) | B (Inch) | C (MM) | C (Inch) | D (MM) | D (Inch) | H (MM) | H (Inch) | P (MM) | P (Inch) | Weight (KG) | Weight (LB) | Price (£) |
|---|---|---|---|---|---|---|---|---|---|---|---|---|---|---|---|
| S-14BT | 29.1 | 1.146 | 13.2 | 0.520 | 6.0 | 0.236 | 6.4 | 0.252 | 6.4 | 1/4" | 6.2 | 1/4" | 0.020 | 0.044 | 18.05 |
| S-516BT | 38.6 | 1.520 | 14.7 | 0.580 | 7.4 | 0.290 | 7.9 | 0.311 | 7.9 | 5/16" | 7.7 | 5/16" | 0.060 | 0.132 | 19.25 |
| S-38BT | 49.1 | 1.933 | 17.5 | 0.687 | 8.9 | 0.349 | 9.5 | 0.375 | 10.0 | 3/8" | 9.3 | 3/8" | 0.080 | 0.176 | 24.19 |
| S-716BT | 60.4 | 2.378 | 21.9 | 0.861 | 10.4 | 0.409 | 11.1 | 0.437 | 11.4 | 7/16" | 10.9 | 7/16" | 0.120 | 0.265 | 35.97 |
| S-12BT | 74.1 | 2.917 | 27.4 | 1.080 | 12.0 | 0.500 | 12.7 | 0.500 | 13.0 | 1/2" | 12.6 | 1/2" | 0.180 | 0.397 | 62.69 |
| S-58BT | 81.6 | 3.213 | 29.2 | 1.150 | 13.5 | 0.531 | 15.9 | 0.626 | 16.0 | 5/8" | 15.6 | 5/8" | 0.360 | 0.794 | 79.28 |
| S-34BT | 92.2 | 3.630 | 33.3 | 1.311 | 18.4 | 0.724 | 19.1 | 0.752 | 19.1 | 3/4" | 18.5 | 3/4" | 0.900 | 1.984 | 188.41 |
| S-78BT | 110.6 | 4.354 | 38.1 | 1.500 | 20.0 | 0.788 | 22.2 | 0.874 | 22.2 | 7/8" | 21.5 | 7/8" | 1.420 | 3.131 | 203.20 |
| S-100BT | 121.3 | 4.776 | 40.0 | 1.576 | 23.5 | 0.925 | 25.4 | 1.000 | 25.4 | 1" | 25.0 | 1" | 1.860 | 4.101 | 272.03 |
| S-118BT | 148.4 | 5.843 | 50.0 | 1.970 | 27.0 | 1.062 | 28.6 | 1.125 | 28.6 | 1 1/8" | 28.2 | 1 1/8" | 2.850 | 6.283 | 448.03 |
| S-114BT | 174.6 | 6.875 | 60.0 | 2.362 | 30.7 | 1.210 | 32.0 | 1.260 | 31.8 | 1 1/4" | 31.5 | 1 1/4" | 4.020 | 8.863 | 560.77 |
| S-138BT | 185.0 | 7.282 | 70.0 | 2.756 | 33.3 | 1.311 | 35.0 | 1.378 | 35.0 | 1 3/8" | 34.6 | 1 3/8" | 5.430 | 11.971 | 685.29 |

# Sta-Lok Guard Rail & Life Line Fittings

For your safety and peace of mind. Sta-Lok have designed an extensive range of guard rail and lifeline hardware.

Our wide range of 316 stainless steel hardware is designed to fit 3mm (1/8") to 6mm (1/4") stainless steel wire.

Sta-Lok Guard Rail & Life Line Fittings are designed to fit most pushpit / pulpit designs on both sailing yachts and powerboats alike.

This range of fittings is also perfect for commercial or architectural balustrading infill projects.

**Please note:**

1. Guard Rail and Life Line Fittings should not be used for yacht standing rigging
2. All fittings are designed for machine swaging

**Many elements, including usage, environment and standard of maintenance can affect the lifetime of your rigging. All fittings should be inspected, checked and maintained regularly.*







## Swage Welded Fork

- Marine grade stainless steel fittings
- For use with guard rails
- Wide jaw fits most stanchions and pushpit/pulpits

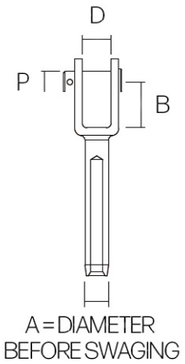

| Reference | Wire Size (MM) | Wire Size (Inch) | A (MM) | A (Inch) | B (MM) | B (Inch) | D (MM) | D (Inch) | P (MM) | P (Inch) | Price (£) |
|---|---|---|---|---|---|---|---|---|---|---|---|
| WSF-03 | 3 MM | - | 6.3 | 0.250 | 13.0 | 0.512 | 9.5 | 0.374 | 6.0 | 1/4" | £13.16 |
| WSF-04 | 4 MM | 5/32" | 7.5 | 0.295 | 15.0 | 0.591 | 11.0 | 0.433 | 8.0 | 5/16" | £16.78 |
| WSF-05 | 5 MM | 3/16" | 9.0 | 0.354 | 19.0 | 0.748 | 12.0 | 0.472 | 9.5 | 3/8" | £18.11 |
| WSF-06 | 6 MM | - | 12.6 | 0.495 | 25.0 | 0.984 | 14.0 | 0.551 | 12.0 | 1/2" | £28.01 |
| WSF-07 | 7 MM | 9/32" | 14.2 | 0.559 | 25.0 | 0.984 | 14.0 | 0.551 | 12.0 | 1/2" | £34.14 |
| WSF-08 | 8 MM | 5/16" | 16.0 | 0.630 | 25.0 | 0.984 | 14.0 | 0.551 | 12.0 | 1/2" | £42.60 |

# Swage Guard Rail Fork

- Marine grade stainless steel fittings
- For use with guard rails
- Manufactured as a two part weld free assembly
- Supplied with split ring

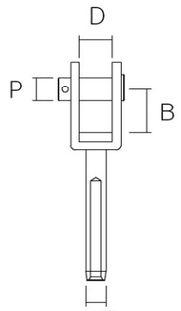


A = DIAMETER BEFORE SWAGING

| Reference | Wire Size (MM) | Wire Size (Inch) | A (MM) | A (Inch) | B (MM) | B (Inch) | D (MM) | D (Inch) | P (MM) | P (Inch) | Weight (KG) | Weight (LB) | Price (£) |
|---|---|---|---|---|---|---|---|---|---|---|---|---|---|
| G035-04 | 4 MM | 5/32" | 7.4 | 0.292 | 15.0 | 0.591 | 11.1 | 0.433 | 7.7 | 5/16" | 0.044 | 0.097 | 13.71 |
| G035-05 | 5 MM | 3/16" | 9.0 | 0.354 | 15.0 | 0.591 | 11.1 | 0.433 | 7.7 | 5/16" | 0.052 | 0.115 | 14.91 |

# Guard Rail Adjuster Fork & Blank

- Marine grade stainless steel fittings
- Provides weight and length reduction on conventional turnbuckles
- Designed to fit most chain plates and fixing point
- Supplied with split ring
- Nuts not supplied

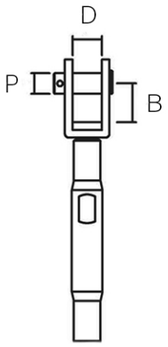

| Reference | Thread (UNF) | Thread (Metric) | B (MM) | B (Inch) | D (MM) | D (Inch) | P (MM) | P (Inch) | Price (£) |
|---|---|---|---|---|---|---|---|---|---|
| G30-516 | 5/16" | - | 15.0 | 0.591 | 11.1 | 0.437 | 7.7 | 5/16" | 20.29 |
| G30-M8 | - | M8 | 15.0 | 0.591 | 11.1 | 0.437 | 7.7 | 5/16" | 20.29 |







# Guard Rail Adjuster Fork & Swage

- Marine grade stainless steel fittings
- Provides weight and length reduction on conventional turnbuckles
- Swivel action - adjust one end only
- Adjustment +/- 16mm (5/8")
- Nuts not supplied
- Supplied with split ring
- Supplied with standard swage stud

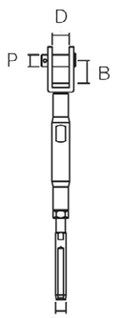


A = DIAMETER BEFORE SWAGING

| Ref | Wire Size (MM) | Thread (UNF) | Thread (Metric) | A (MM) | A (Inch) | B (MM) | B (Inch) | D (MM) | D (Inch) | P (MM) | P (Inch) | Weight (KG) | Weight (LB) | Price (£) |
|---|---|---|---|---|---|---|---|---|---|---|---|---|---|---|
| G28-04 | 4 MM | 5/16" | - | 7.4 | 0.292 | 15.0 | 0.591 | 11.1 | 0.437 | 7.7 | 5/16" | 0.110 | 0.243 | 26.96 |
| G28-04-M8 | 4 MM | - | M8 | 7.4 | 0.292 | 15.0 | 0.591 | 11.1 | 0.437 | 7.7 | 5/16" | 0.110 | 0.243 | 26.96 |
| G28-05 | 5 MM | 5/16" | - | 9.0 | 0.354 | 15.0 | 0.591 | 11.1 | 0.437 | 7.7 | 5/16" | 0.120 | 0.265 | 31.63 |
| G28-05-M8 | 5 MM | - | M8 | 9.0 | 0.354 | 15.0 | 0.591 | 11.1 | 0.437 | 7.7 | 5/16" | 0.120 | 0.265 | 31.63 |

# Guard Rail Adjuster Fork & Sta-Lok

- Marine grade stainless steel fittings
- Provides weight and length reduction on conventional turnbuckles
- Swivel action – adjust one end only
- Adjustment +/- 16mm (5/8")
- Supplied with Sta-Lok stud (Reusable, self-fit wire rope terminal)
- Supplied with split ring

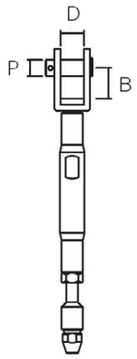

| Reference | Wire Size (MM) | B (MM) | B (Inch) | D (MM) | D (Inch) | P (MM) | P (Inch) | Weight (KG) | Weight (LB) | Price (£) |
|---|---|---|---|---|---|---|---|---|---|---|
| G26-04 | 4 MM | 15.0 | 0.591 | 11.1 | 0.437 | 7.7 | 5/16" | 0.110 | 0.243 | 47.16 |
| G26-05 | 5 MM | 15.0 | 0.591 | 11.1 | 0.437 | 7.7 | 5/16" | 0.120 | 0.265 | 52.09 |

# Guard Rail Adjuster Fork & Fork

- Marine grade stainless steel fittings
- Provides weight and length reduction on conventional turnbuckles
- Swivel action – adjust one end only
- Adjustment +/- 16mm (5/8")
- Supplied with Fork at either end
- Supplied with split ring

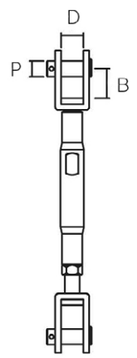

| Reference | Thread (UNF) | Thread (Metric) | B (MM) | B (Inch) | D (MM) | D (Inch) | P (MM) | P (Inch) | Price (£) |
|---|---|---|---|---|---|---|---|---|---|
| G31-516 | 5/16" | - | 15.0 | 0.591 | 11.1 | 0.437 | 7.7 | 5/16" | 33.47 |







# Guard Rail Single Eye

- Marine grade stainless steel
- Available with UNF & metric right hand threads

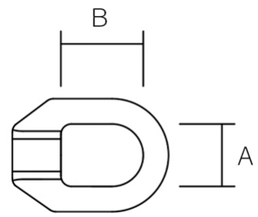




| Reference | Thread (UNF) | Thread (Metric) | A (MM) | A (Inch) | B (MM) | B (Inch) | Weight (KG) | Weight (LB) | Price (£) |
|---|---|---|---|---|---|---|---|---|---|
| GE1 - 516 | 5/16" | - | 16.0 | 0.625 | 19.4 | 0.764 | 0.020 | 0.044 | 9.99 |
| GE1 - M8 | - | M8 | 16.0 | 0.625 | 19.4 | 0.764 | 0.020 | 0.044 | 9.99 |

# Guard Rail Interlocking Eye

- Marine grade stainless steel
- Available with UNF & metric right hand threads

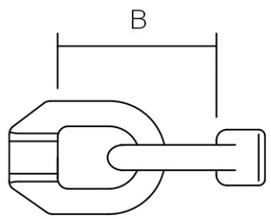

| Reference | Thread (UNF) | Thread (Metric) | B (MM) | B (Inch) | Weight (KG) | Weight (LB) | Price (£) |
|---|---|---|---|---|---|---|---|
| GE2 - 516 | 5/16" | - | 38.8 | 1.528 | 0.040 | 0.088 | 19.85 |
| GE2 - M8 | - | M8 | 38.8 | 1.528 | 0.040 | 0.088 | 19.85 |

Metric only

# Short Swage Stud

- Designed specifically for guard rail eyes (GE1 & GE2)
- Marine grade stainless steel
- Available with UNF & metric right hand threads
- Should be machine swaged

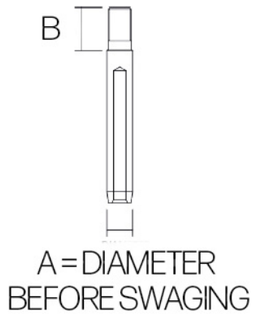

| Reference | Wire Size (MM) | Wire Size (Inch) | Thread (UNF) | Thread (Metric) | A (MM) | A (Inch) | B (MM) | B (Inch) | Weight (KG) | Weight (LB) | Price (£) |
|---|---|---|---|---|---|---|---|---|---|---|---|
| 051-04-SH | 4 MM | 5/32" | 5/16" | - | 7.4 | 0.292 | 11.1 | 0.437 | 0.020 | 0.044 | 5.01 |
| 051-04M8-SH | 4 MM | 5/32" | - | M8 | 7.4 | 0.292 | 11.1 | 0.437 | 0.020 | 0.044 | 5.01 |
| 051-05-SH | 5 MM | 3/16" | 5/16" | - | 9.0 | 0.354 | 11.1 | 0.437 | 0.030 | 0.066 | 8.75 |
| 051-05M8-SH | 5 MM | 3/16" | - | M8 | 9.0 | 0.354 | 11.1 | 0.437 | 0.030 | 0.066 | 8.75 |
| 051-06-SH | 6 MM | - | 5/16" | - | 12.4 | 0.489 | 11.1 | 0.437 | 0.050 | 0.110 | 9.93 |
| 051-06M8-SH | 6 MM | - | - | M8 | 12.4 | 0.489 | 11.1 | 0.437 | 0.050 | 0.110 | 9.93 |







# Pelican Hook

- Designed specifically for guard rails and life lines
- Manufactured from Stainless Steel Grade 316
- UNF & Metric right hand threads
- Nut not supplied

| Reference | Wire Size (MM) | Thread (UNF) | Thread (Metric) | Weight (KG) | Weight (LB) | Price (£) |
|---|---|---|---|---|---|---|
| PH-516 | 4 MM - 5 MM | 5/16" | - | 0.140 | 0.309 | 21.78 |
| PH-M8 | 4 MM - 5 MM | - | M8 | 0.140 | 0.309 | 21.78 |

# Pelican Hook with Sta-Lok Stud

- Designed specifically for guard rails
- Manufactured from Stainless Steel Grade 316
- Provided with a reusable, self-fit Sta-Lok Stud
- Supplied with right hand nut

| Reference | Wire Size (MM) | Thread (UNF) | Price (£) |
|---|---|---|---|
| PH-0364 516 | 4 MM | 5/16" | 48.49 |
| PH-0365 516 | 5 MM | 5/16" | 53.42 |

# Pelican Hook
## with Swage Stud

- Designed specifically for guard rails
- Manufactured from Stainless Steel Grade 316
- UNF & Metric right hand threads
- Supplied with right hand nut
- Supplied with standard swage stud (051 or 061)

| Reference | Wire Size (MM) | Thread (UNF) | Thread (Metric) | Weight (KG) | Weight (LB) | Price (£) |
|---|---|---|---|---|---|---|
| PH-0514 516 | 4 MM | 5/16" | - | 0.180 | 0.397 | 28.64 |
| PH-0514 M8 | 4 MM | - | M8 | 0.180 | 0.397 | 28.64 |
| PH-0515 516 | 5 MM | 5/16" | - | 0.180 | 0.397 | 32.37 |
| PH-0515 M8 | 5 MM | - | M8 | 0.180 | 0.397 | 32.37 |







# Stainless Steel
## Turnbuckle Body

- These classic standard stainless steel turnbuckles are manufactured from 316 stainless steel tube
- Available in Metric and UNF Threads

| Reference | Thread (UNF) | Thread (Metric) | A (MM) | A (Inch) | Adjustment (MM) | Adjustment (Inch) | Price (£) |
|---|---|---|---|---|---|---|---|
| TB-M6 | - | M6 | 90.0 | 3.543 | 62.0 | 2.441 | 7.54 |
| TB-14 | 1/4" | - | 90.0 | 3.543 | 62.0 | 2.441 | 7.54 |
| TB-M8 | - | M8 | 105.0 | 4.134 | 68.0 | 2.677 | 12.99 |
| TB-516 | 5/16" | - | 112.0 | 4.409 | 68.0 | 2.677 | 12.99 |
| TB-M10 | - | M10 | 125.0 | 4.921 | 80.0 | 3.150 | 14.47 |
| TB-38 | 3/8" | - | 125.0 | 4.921 | 80.0 | 3.150 | 14.47 |
| TB-M12 | - | M12 | 150.0 | 5.906 | 96.0 | 3.779 | 25.56 |
| TB-12 | 1/2" | - | 150.0 | 5.906 | 96.0 | 3.779 | 25.56 |
| TB-M16 | - | M16 | 192.0 | 7.559 | 123.0 | 4.843 | 33.10 |
| TB-58 | 5/8" | - | 192.0 | 7.559 | 123.0 | 4.843 | 33.10 |

# Stainless Steel
## Toggle & Blank

- Manufactured from polished stainless steel seamless tube
- Supplied with a Threaded Strap Toggle at one end
- Swivel toggle action allows full articulation in two planes
- Designed to fit most chain plates and fixing points
- Supplied with nut

| Reference | Thread (UNF) | Toggle Width (MM) | Toggle Width (Inch) | Toggle Pin (MM) | Toggle Pin (Inch) | Adjustment (MM) | Adjustment (Inch) | Price (£) |
|---|---|---|---|---|---|---|---|---|
| ST20-14 | 1/4" | 6.4 | 0.252 | 6.4 | 1/4" | 62.0 | 2.441 | 21.26 |
| ST20-516 | 5/16" | 8.4 | 0.331 | 7.9 | 5/16" | 68.0 | 2.677 | 29.86 |
| ST20-38 | 3/8" | 9.9 | 0.390 | 9.5 | 3/8" | 80.0 | 3.150 | 34.17 |
| ST20-12 | 1/2" | 13.1 | 0.516 | 12.7 | 1/2" | 96.0 | 3.779 | 53.89 |
| ST20-58 | 5/8" | 16.3 | 0.642 | 16.0 | 5/8" | 123.0 | 4.843 | 82.97 |

# Stainless Steel
## U-Strap Toggle & Blank

- Manufactured from polished stainless steel seamless tube
- Provided with Forged T U-Strap toggle design for longer chain plates
- Swivel toggle action allows full articulation in two planes
- Supplied with nut

| Reference | Thread (UNF) | Toggle Width (MM) | Toggle Width (Inch) | Toggle Pin (MM) | Toggle Pin (Inch) | Adjustment (MM) | Adjustment (Inch) | Price (£) |
|---|---|---|---|---|---|---|---|---|
| UST20-14 | 1/4" | 7.6 | 0.299 | 6.4 | 1/4" | 62.0 | 2.441 | 31.19 |
| UST20-516 | 5/16" | 9.2 | 0.362 | 7.9 | 5/16" | 68.0 | 2.677 | 37.28 |
| UST20-38 | 3/8" | 10.8 | 0.425 | 9.5 | 3/8" | 80.0 | 3.150 | 47.75 |









# Stainless Steel
## Toggle & Swage

- Manufactured from polished stainless steel seamless tube
- Supplied with a Threaded toggle at one end and Swage Stud (051) at the other end
- Swivel toggle action allows full articulation in two planes
- Designed to fit most chain plates and fixing points

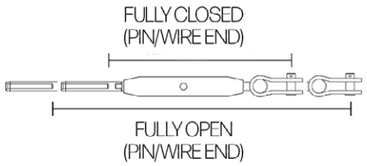

| Ref | Wire Size (MM) | Wire Size (Inch) | Thread (UNF) | Fully Open (MM) | Fully Closed (MM) | Fully Open (Inch) | Fully Closed (Inch) | Toggle Width (MM) | Toggle Width (Inch) | Toggle Pin (MM) | Toggle Pin (Inch) | Price (£) |
|---|---|---|---|---|---|---|---|---|---|---|---|---|
| ST24-03 | 3 MM | 1/8" | 1/4" | 213.0 | 151.0 | 8.386 | 5.945 | 6.4 | 0.252 | 6.4 | 1/4" | 28.83 |
| ST24-144 | 4 MM | 5/32" | 1/4" | 220.0 | 158.0 | 8.661 | 6.220 | 6.4 | 0.252 | 6.5 | 1/4" | 28.83 |
| ST24-04 | 4 MM | 5/32" | 5/16" | 239.0 | 171.0 | 9.409 | 6.732 | 8.4 | 0.331 | 7.9 | 5/16" | 37.47 |
| ST24-5165 | 5 MM | 3/16" | 5/16" | 240.0 | 172.0 | 9.449 | 6.772 | 8.4 | 0.331 | 7.9 | 5/16" | 41.20 |
| ST24-05 | 5 MM | 3/16" | 3/8" | 275.0 | 195.0 | 10.827 | 7.677 | 9.9 | 0.390 | 9.5 | 3/8" | 45.82 |
| ST24-386 | 6 MM | - | 3/8" | 271.0 | 191.0 | 10.669 | 7.520 | 9.9 | 0.390 | 9.5 | 3/8" | 50.75 |
| ST24-07 | 7 MM | 9/32" | 1/2" | 333.0 | 237.0 | 13.110 | 9.331 | 13.1 | 0.516 | 12.7 | 1/2" | 79.71 |
| ST24-08 | 8 MM | 5/16" | 1/2" | 333.0 | 237.0 | 13.110 | 9.331 | 13.1 | 0.516 | 12.7 | 1/2" | 82.83 |
| ST24-588 | 8 MM | 5/16" | 5/8" | 408.0 | 285.0 | 16.063 | 11.220 | 16.3 | 0.642 | 16.0 | 5/8" | 115.38 |
| ST24-10-5/8 | 10 MM | - | 5/8" | 412.0 | 290.0 | 16.220 | 11.417 | 16.3 | 0.642 | 16.0 | 5/8" | 125.37 |

### Don't see your perfect arrangement or require a different size for Inch Wire?

Refer to Stainless Steel Toggle & Blank (page 102) and choose your Swage Stud (051) to match from page 37.

Metric only

# Stainless Steel
## Toggle & Sta-Lok

- Manufactured from polished stainless steel seamless tube
- Supplied with a Threaded Strap Toggle at one end and Sta-Lok Self-Fit Stud (036) at the other end
- Swivel toggle action allows full articulation in two planes
- Designed to fit most chain plates and fixing points

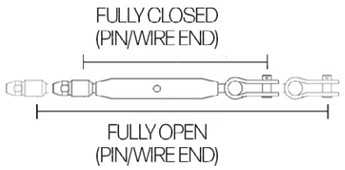

| Ref | Wire Size (MM) | Wire Size (Inch) | Thread (UNF) | Fully Open (MM) | Fully Closed (MM) | Fully Open (Inch) | Fully Closed (Inch) | Toggle Width (MM) | Toggle Width (Inch) | Toggle Pin (MM) | Toggle Pin (Inch) | Price (£) |
|---|---|---|---|---|---|---|---|---|---|---|---|---|
| ST22-03 | 3 MM | 1/8" | 1/4" | 207.0 | 145.0 | 8.150 | 5.709 | 6.4 | 0.252 | 6.4 | 1/4" | 56.74 |
| ST22-144 | 4 MM | 5/32" | 1/4" | 208.0 | 146.0 | 8.189 | 5.748 | 6.4 | 0.252 | 6.5 | 1/4" | 48.68 |
| ST22-04 | 4 MM | 5/32" | 5/16" | 230.0 | 162.0 | 9.055 | 6.378 | 8.4 | 0.331 | 7.9 | 5/16" | 57.32 |
| ST22-5165 | 5 MM | - | 5/16" | 234.0 | 166.0 | 9.213 | 6.535 | 8.4 | 0.331 | 7.9 | 5/16" | 62.25 |
| ST22-05 | 5 MM | - | 3/8" | 268.0 | 188.0 | 10.551 | 7.402 | 9.9 | 0.390 | 9.5 | 3/8" | 66.87 |
| ST22-386 | 6 MM | - | 3/8" | 264.0 | 184.0 | 10.394 | 7.244 | 9.9 | 0.390 | 9.5 | 3/8" | 76.14 |
| ST22-07 | 7 MM | 9/32" | 1/2" | 319.0 | 223.0 | 12.559 | 8.780 | 13.1 | 0.516 | 12.7 | 1/2" | 105.69 |
| ST22-08 | 8 MM | 5/16" | 1/2" | 320.0 | 224.0 | 12.598 | 8.819 | 13.1 | 0.516 | 12.7 | 1/2" | 115.08 |
| ST22-588 | 8 MM | 5/16" | 5/8" | 398.0 | 275.0 | 15.669 | 10.827 | 16.3 | 0.642 | 16.0 | 5/8" | 145.82 |
| ST22-10-5/8 | 10 MM | - | 5/8" | 398.0 | 275.0 | 15.669 | 10.827 | 16.3 | 0.642 | 16.0 | 5/8" | 170.49 |







# Stainless Steel
## Toggle & Toggle

- Manufactured from polished stainless steel seamless tube
- Supplied with a Threaded Strap Toggle at either end
- Swivel toggle action allows full articulation in two planes
- Designed to fit most chain plates and fixing points

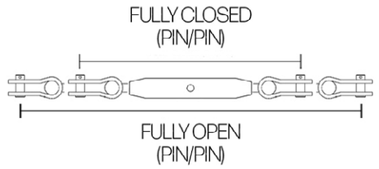

| Reference | Thread (UNF) | Fully Open (MM) | Fully Closed (MM) | Fully Open (Inch) | Fully Closed (Inch) | Toggle Width (MM) | Toggle Width (Inch) | Toggle Pin (MM) | Toggle Pin (Inch) | Price (£) |
|---|---|---|---|---|---|---|---|---|---|---|
| ST41-14 | 1/4" | 233.0 | 171.0 | 9.173 | 6.732 | 6.4 | 0.252 | 6.4 | 1/4" | 34.97 |
| ST41-516 | 5/16" | 261.0 | 193.0 | 10.276 | 7.598 | 8.4 | 0.331 | 7.9 | 5/16" | 46.73 |
| ST41-38 | 3/8" | 296.0 | 216.0 | 11.654 | 8.504 | 9.9 | 0.390 | 9.5 | 3/8" | 53.88 |
| ST41-12 | 1/2" | 365.0 | 269.0 | 14.370 | 10.591 | 13.1 | 0.516 | 12.7 | 1/2" | 82.23 |
| ST41-58 | 5/8" | 443.0 | 321.0 | 17.441 | 12.638 | 16.3 | 0.642 | 16.0 | 5/8" | 132.83 |

# Stainless Steel
## Toggle & Fork

- Manufactured from polished stainless steel seamless tube
- Supplied with a Threaded Strap Toggle (B15 / B18) at one end with a Threaded Machined Fork (B16 / B17) at the other
- Swivel toggle action allows full articulation in two planes
- Designed to fit most chain plates and fixing points

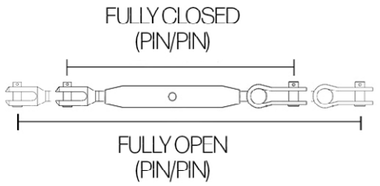

| Ref | Thread (UNF) | Fully Open (MM) | Fully Closed (MM) | Fully Open (Inch) | Fully Closed (Inch) | Toggle Width (MM) | Toggle Width (Inch) | Toggle Pin (MM) | Toggle Pin (Inch) | Fork Width (MM) | Fork Width (Inch) | Fork Pin (MM) | Fork Pin (Inch) | Price (£) |
|---|---|---|---|---|---|---|---|---|---|---|---|---|---|---|
| ST21-14 | 1/4" | 216.0 | 154.0 | 8.504 | 6.063 | 6.4 | 0.252 | 6.4 | 1/4" | 6.4 | 0.252 | 6.2 | 1/4" | 48.68 |
| ST21-516 | 5/16" | 250.0 | 182.0 | 9.843 | 7.165 | 8.4 | 0.331 | 7.9 | 5/16" | 7.9 | 0.311 | 7.7 | 5/16" | 59.12 |
| ST21-38 | 3/8" | 286.0 | 206.0 | 11.260 | 8.110 | 9.9 | 0.390 | 9.5 | 3/8" | 9.5 | 0.374 | 9.3 | 3/8" | 70.00 |
| ST21-12 | 1/2" | 354.0 | 258.0 | 13.937 | 10.157 | 13.1 | 0.516 | 12.7 | 1/2" | 12.7 | 0.500 | 12.6 | 1/2" | 107.02 |
| ST21-58 | 5/8" | 434.0 | 310.0 | 17.087 | 12.205 | 16.3 | 0.642 | 16.0 | 5/8" | 15.9 | 0.625 | 15.6 | 5/8" | 204.16 |







# Stainless Steel
## Fork & Blank

- Manufactured from polished stainless steel seamless tube
- Threaded Machined Fork (B16) provided at one end
- Designed to fit most chain plates and fixing points
- Supplied with right hand nut

| Reference | Thread (UNF) | Fork Width (MM) | Fork Width (Inch) | Fork Pin (MM) | Fork Pin (Inch) | Adjustment (MM) | Adjustment (Inch) | Price (£) |
|---|---|---|---|---|---|---|---|---|
| ST30-14 | 1/4" | 6.4 | 0.252 | 6.2 | 1/4" | 62.0 | 2.441 | 34.97 |
| ST30-516 | 5/16" | 7.9 | 0.311 | 7.7 | 5/16" | 68.0 | 2.677 | 42.26 |
| ST30-38 | 3/8" | 9.5 | 0.374 | 9.3 | 3/8" | 80.0 | 3.150 | 50.29 |
| ST30-12 | 1/2" | 12.7 | 0.500 | 12.6 | 1/2" | 96.0 | 3.779 | 78.68 |
| ST30-58 | 5/8" | 15.9 | 0.625 | 15.6 | 5/8" | 123.0 | 4.843 | 154.19 |

# Stainless Steel
# Fork & Swage

- Manufactured from polished stainless steel seamless tube
- Supplied with a Threaded Machined Fork (B16) at one end and a Swage Stud (051) at the other
- Designed to fit most chain plates and fixing points

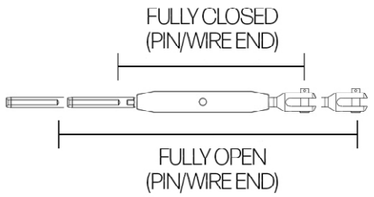

| Ref | Wire Size (MM) | Wire Size (Inch) | Thread (UNF) | Fully Open (MM) | Fully Closed (MM) | Fully Open (Inch) | Fully Closed (Inch) | Fork Width (MM) | Fork Width (Inch) | Fork Pin (MM) | Fork Pin (Inch) | Price (£) |
|---|---|---|---|---|---|---|---|---|---|---|---|---|
| ST28-03 | 3 MM | 1/8" | 1/4" | 201.0 | 139.0 | 7.913 | 5.472 | 6.4 | 0.252 | 6.2 | 1/4" | 42.54 |
| ST28-144 | 4 MM | 5/32" | 1/4" | 209.0 | 147.0 | 8.228 | 5.787 | 6.4 | 0.252 | 6.2 | 1/4" | 42.54 |
| ST28-04 | 4 MM | 5/32" | 5/16" | 230.0 | 162.0 | 9.055 | 6.378 | 7.9 | 0.311 | 7.7 | 5/16" | 49.86 |
| ST28-5165 | 5 MM | 3/16" | 5/16" | 232.0 | 164.0 | 9.134 | 6.457 | 7.9 | 0.311 | 7.7 | 5/16" | 53.59 |
| ST28-05 | 5 MM | 3/16" | 3/8" | 263.0 | 183.0 | 10.354 | 7.205 | 9.5 | 0.374 | 9.3 | 3/8" | 61.94 |
| ST28-386 | 6 MM | - | 3/8" | 263.0 | 183.0 | 10.354 | 7.205 | 9.5 | 0.374 | 9.3 | 3/8" | 66.86 |
| ST28-07 | 7 MM | 9/32" | 1/2" | 328.0 | 232.0 | 12.913 | 9.134 | 12.7 | 0.500 | 12.6 | 1/2" | 104.50 |
| ST28-08 | 8 MM | 5/16" | 1/2" | 328.0 | 232.0 | 12.913 | 9.134 | 12.7 | 0.500 | 12.6 | 1/2" | 107.62 |
| ST28-588 | 8 MM | 5/16" | 5/8" | 390.0 | 267.0 | 15.354 | 10.512 | 15.9 | 0.625 | 15.6 | 5/8" | 186.72 |
| ST28-10 | 10 MM | - | 5/8" | 402.0 | 279.0 | 15.827 | 10.984 | 15.9 | 0.625 | 15.6 | 5/8" | 196.59 |





# Stainless Steel
# Fork & Sta-Lok

- Manufactured from polished stainless steel seamless tube
- Designed to fit most chain plates and fixing points
- Supplied with Threaded Machined Fork at one end and a reusable Sta-Lok Self-Fit Stud at the other

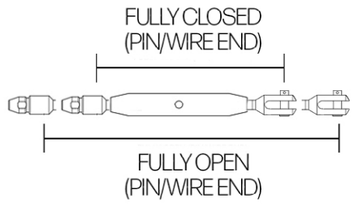

| Ref | Wire Size (MM) | Wire Size (Inch) | Thread (UNF) | Fully Open (MM) | Fully Closed (MM) | Fully Open (Inch) | Fully Closed (Inch) | Fork Width (MM) | Fork Width (Inch) | Fork Pin (MM) | Fork Pin (Inch) | Price (£) |
|---|---|---|---|---|---|---|---|---|---|---|---|---|
| ST26-03 | 3 MM | 1/8" | 1/4" | 196.0 | 134.0 | 7.717 | 5.276 | 6.4 | 0.252 | 6.2 | 1/4" | 70.45 |
| ST26-144 | 4 MM | 5/32" | 1/4" | 196.0 | 134.0 | 7.717 | 5.276 | 6.4 | 0.252 | 6.2 | 1/4" | 62.39 |
| ST26-04 | 4 MM | 5/32" | 5/16" | 228.0 | 160.0 | 8.976 | 6.299 | 7.9 | 0.311 | 7.7 | 5/16" | 69.71 |
| ST26-5165 | 5 MM | - | 5/16" | 229.0 | 161.0 | 9.016 | 6.339 | 7.9 | 0.311 | 7.7 | 5/16" | 74.65 |
| ST26-05 | 5 MM | - | 3/8" | 256.0 | 176.0 | 10.079 | 6.929 | 9.5 | 0.374 | 9.3 | 3/8" | 82.99 |
| ST26-386 | 6 MM | - | 3/8" | 256.0 | 176.0 | 10.079 | 6.929 | 9.5 | 0.374 | 9.3 | 3/8" | 92.25 |
| ST26-07 | 7 MM | 9/32" | 1/2" | 317.0 | 221.0 | 12.480 | 8.701 | 12.7 | 0.500 | 12.6 | 1/2" | 130.48 |
| ST26-08 | 8 MM | 5/16" | 1/2" | 317.0 | 221.0 | 12.480 | 8.701 | 12.7 | 0.500 | 12.6 | 1/2" | 139.87 |
| ST26-588 | 8 MM | 5/16" | 5/8" | 378.0 | 255.0 | 14.882 | 10.039 | 15.9 | 0.625 | 15.6 | 5/8" | 217.05 |
| ST26-10 | 10 MM | - | 5/8" | 378.0 | 255.0 | 14.882 | 10.039 | 15.9 | 0.625 | 15.6 | 5/8" | 241.71 |

# Stainless Steel
## Fork & Fork

- Manufactured from polished stainless steel seamless tube
- Threaded Machined Fork (B16 / B17) provided at both ends

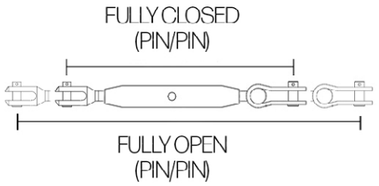

| Reference | Thread (UNF) | Fully Open (MM) | Fully Closed (MM) | Fully Open (Inch) | Fully Closed (Inch) | Fork Width (MM) | Fork Width (Inch) | Fork Pin (MM) | Fork Pin (Inch) | Price (£) |
|---|---|---|---|---|---|---|---|---|---|---|
| ST31-14 | 1/4" | 203.0 | 141.0 | 7.992 | 5.551 | 6.4 | 0.252 | 6.2 | 1/4" | 62.39 |
| ST31-516 | 5/16" | 242.0 | 174.0 | 9.528 | 6.850 | 7.9 | 0.311 | 7.7 | 5/16" | 71.52 |
| ST31-38 | 3/8" | 276.0 | 196.0 | 10.866 | 7.717 | 9.5 | 0.374 | 9.3 | 3/8" | 86.11 |
| ST31-12 | 1/2" | 353.0 | 257.0 | 13.898 | 10.118 | 12.7 | 0.500 | 12.6 | 1/2" | 131.81 |
| ST31-58 | 5/8" | 419.0 | 296.0 | 16.496 | 11.654 | 15.9 | 0.625 | 15.6 | 5/8" | 267.71 |







# Stainless Steel
## Welded Fork & Blank

- Manufactured from polished stainless steel seamless tube
- Supplied with a Welded Fork at one end
- Supplied with right hand nut

| Reference | Thread (Metric) | Fork Width (MM) | Fork Width (Inch) | Fork Pin (MM) | Fork Pin (Inch) | Adjustment (MM) | Adjustment (Inch) | Price (£) |
|---|---|---|---|---|---|---|---|---|
| WT30-M6 | M6 | 9.5 | 0.374 | 6.0 | 0.236 | 70.0 | 2.756 | 17.59 |
| WT30-M8 | M8 | 11.0 | 0.433 | 8.0 | 0.314 | 78.0 | 3.071 | 27.63 |
| WT30-M10 | M10 | 12.0 | 0.472 | 10.0 | 0.393 | 80.0 | 3.150 | 33.86 |
| WT30-M12 | M12 | 14.0 | 0.551 | 12.0 | 0.472 | 118.0 | 4.646 | 51.49 |

Metric only

# Stainless Steel
## Welded Fork & Swage

- Manufactured from polished stainless steel seamless tube
- Supplied with a Welded Fork at one end and Swage Stud (061) at the other
- Supplied with nuts
- Designed for machine swaging

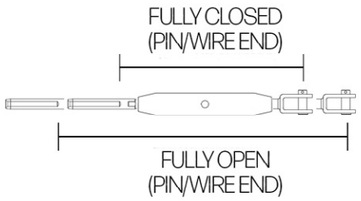

| Reference | Wire Size (MM) | Wire Size (Inch) | Thread (Metric) | Fully Open (MM) | Fully Closed (MM) | Fully Open (Inch) | Fully Closed (Inch) | Fork Width (MM) | Fork Width (Inch) | Fork Pin (MM) | Fork Pin (Inch) | Price (£) |
|---|---|---|---|---|---|---|---|---|---|---|---|---|
| WT28-03-M6 | 3 MM | 1/8" | M6 | 207.0 | 137.0 | 8.150 | 5.394 | 9.5 | 0.374 | 6.0 | 0.236 | 33.78 |
| WT28-04-M6 | 4 MM | 5/32" | M6 | 211.0 | 141.0 | 8.307 | 5.551 | 9.5 | 0.374 | 6.0 | 0.236 | 33.78 |
| WT28-04-M8 | 4 MM | 5/32" | M8 | 245.0 | 167.0 | 9.646 | 6.575 | 11.0 | 0.433 | 8.0 | 0.314 | 46.89 |
| WT28-05-M8 | 5 MM | 3/16" | M8 | 245.0 | 167.0 | 9.646 | 6.575 | 11.0 | 0.433 | 8.0 | 0.314 | 50.62 |
| WT28-05-M10 | 5 MM | 3/16" | M10 | 260.0 | 180.0 | 10.236 | 7.087 | 12.0 | 0.472 | 10.0 | 0.393 | 61.72 |
| WT28-06-M10 | 6 MM | - | M10 | 260.0 | 180.0 | 10.236 | 7.087 | 12.0 | 0.472 | 10.0 | 0.393 | 66.65 |







# Stainless Steel
## Welded Fork & Welded Fork

- Manufactured from polished stainless steel seamless tube
- Supplied with a Welded Fork at each end
- Supplied with nuts and split rings

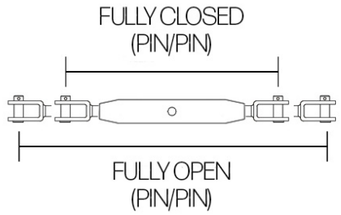

| Reference | Thread (Metric) | Fully Open (MM) | Fully Closed (MM) | Fully Open (Inch) | Fully Closed (Inch) | Fork Width (MM) | Fork Width (Inch) | Fork Pin (MM) | Fork Pin (Inch) | Price (£) |
|---|---|---|---|---|---|---|---|---|---|---|
| WT31-M6 | M6 | 204.0 | 134.0 | 8.031 | 5.276 | 9.5 | 0.374 | 6.0 | 0.236 | 26.92 |
| WT31-M8 | M8 | 260.0 | 182.0 | 10.236 | 7.165 | 11.0 | 0.433 | 8.0 | 0.314 | 40.03 |
| WT31-M10 | M10 | 278.0 | 198.0 | 10.945 | 7.795 | 12.0 | 0.472 | 10.0 | 0.393 | 51.13 |
| WT31-M12 | M12 | 358.0 | 240.0 | 14.094 | 9.449 | 14.0 | 0.551 | 12.0 | 0.472 | 74.16 |

Clipper 70 - 2019/20 Race.

# Other Products & Accessories

From Backing plates to ferrules and thimbles.
Find all your additional products and spare components.

Sta-Lok stock a large range of rigging hardware and replacement parts.

We carry a complementary range of British & Din Standard Copper Ferrules & Stainless Steel Thimbles, perfect for making hard eyes and loops.

**Please note:**

1. All products are supplied as singles unless a packet quantity is listed.

**Many elements, including usage, environment and standard of maintenance can affect the lifetime of your rigging. All fittings should be inspected, checked and maintained regularly.*







## Eye Nut

- Manufactured from 316 Stainless Steel
- Right hand thread only

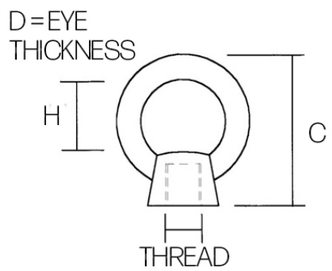

| Reference | Thread (Metric) | C (MM) | C (Inch) | D (MM) | D (Inch) | H (MM) | H (Inch) | Price (£) |
|---|---|---|---|---|---|---|---|---|
| EN-M6 | M6 | 26.5 | 1.043 | 5.5 | 0.216 | 15.0 | 0.590 | 3.41 |
| EN-M8 | M8 | 35.5 | 1.397 | 8.0 | 0.314 | 20.0 | 0.787 | 4.59 |
| EN-M10 | M10 | 44.5 | 1.751 | 10.0 | 0.393 | 25.0 | 0.984 | 6.96 |
| EN-M12 | M12 | 52.2 | 2.055 | 12.0 | 0.472 | 30.0 | 1.181 | 9.65 |

## Eye Bolt

- Manufactured from 316 stainless steel
- Right hand thread only
- Perfect for marine and architectural applications

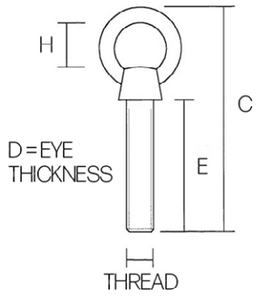




| Reference | Thread (Metric) | C (MM) | C (Inch) | D (MM) | D (Inch) | E (MM) | E (Inch) | H (MM) | H (Inch) | Price (£) |
|---|---|---|---|---|---|---|---|---|---|---|
| EB-M6 | M6 | 111.0 | 4.370 | 5.0 | 0.196 | 80.0 | 3.149 | 16.0 | 0.629 | 5.50 |
| EB-M8 | M8 | 142.0 | 5.590 | 7.0 | 0.275 | 100.0 | 3.937 | 20.0 | 0.787 | 7.22 |
| EB-M10 | M10 | 170.0 | 6.692 | 8.0 | 0.314 | 120.0 | 4.724 | 25.0 | 0.984 | 10.62 |
| EB-M12 | M12 | 200.0 | 7.874 | 9.5 | 0.374 | 140.0 | 5.511 | 30.0 | 1.181 | 14.61 |

# Stemball Cup

- Manufactured from high specification 316 stainless steel
- Used to fit Stemball fittings into spreader bracket
- One or two Stemball cups may be required to bring the head size up to fit the mast/spreader brackets

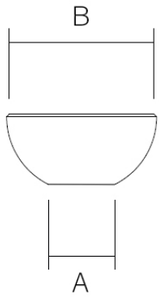

| Reference | Wire Size (MM) | Wire Size (Inch) | A (MM) | A (Inch) | B (MM) | B (Inch) | Weight (KG) | Weight (LB) | Price (£) |
|---|---|---|---|---|---|---|---|---|---|
| 042C-4 | 4 MM | 5/32" | 9.0 | 0.354 | 26.0 | 1.024 | 0.016 | 0.035 | 9.39 |
| 042C-5 | 5 MM | 3/16" | 11.2 | 0.441 | 26.0 | 1.024 | 0.014 | 0.031 | 9.39 |
| 042C-6/7 | 6 MM & 7 MM | 7/32", 1/4", 9/32" | 16.0 | 0.630 | 26.0 | 1.024 | 0.016 | 0.035 | 9.39 |
| 042C-8/10 | 8 MM & 10 MM | 5/16" & 3/8" | 20.0 | 0.787 | 34.0 | 1.339 | 0.017 | 0.037 | 10.59 |

Notes:







# Shroud Backing Plate

- Manufactured from high specification 316 stainless steel
- Design to be used only with Shroud Terminals

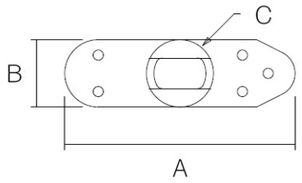


Number & Position of Rivet holes may vary

| Reference | Wire Size (MM) | Wire Size (Inch) | A (MM) | A (Inch) | B (MM) | B (Inch) | C (MM) | C (Inch) | Weight (KG) | Weight (LB) | Price (£) |
|---|---|---|---|---|---|---|---|---|---|---|---|
| BP 145-08 | 8 MM | 5/16" | 120.0 | 4.750 | 39.4 | 1.550 | 39.8 | 1.567 | 0.180 | 0.397 | 51.34 |
| BP 145-10 | 10 MM | 3/8" | 150.0 | 5.900 | 43.8 | 1.720 | 44.5 | 1.750 | 0.320 | 0.705 | 73.00 |
| BP 145-12 | 12 MM | 7/16" & 1/2" | 177.8 | 7.000 | 50.8 | 2.000 | 51.6 | 2.030 | 0.460 | 1.014 | 82.36 |

# T Terminal Backing Plate

- Manufactured from high specification 316 stainless steel
- Design to be used only with T Terminals

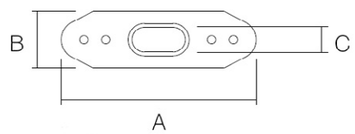


Number & Position of Rivet holes may vary

| Reference | Wire Size (MM) | Wire Size (Inch) | A (MM) | A (Inch) | B (MM) | B (Inch) | C (MM) | C (Inch) | Weight (KG) | Weight (LB) | Price (£) |
|---|---|---|---|---|---|---|---|---|---|---|---|
| BP 144-6/7 | 6 MM & 7 MM | 1/4" & 9/32" | 123.0 | 4.840 | 40.0 | 1.570 | 15.0 | 0.591 | 0.100 | 0.220 | 19.31 |
| BP 144-8/10 | 8 MM & 10 MM | 5/16" & 3/8" | 151.0 | 5.940 | 38.0 | 1.496 | 19.0 | 0.748 | 0.240 | 0.529 | 74.61 |

# Hexagonal Lock Nuts

- Manufactured from 316 Stainless Steel
- Left and Right Hand, Metric and UNF Threads are available
- Supplied as singles

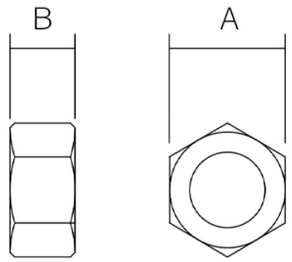

| Left Hand Reference | Right Hand Reference | Thread (UNF) | Thread (Metric) | A (MM) | A (Inch) | B (MM) | B (Inch) | Weight (KG) | Weight (LB) | Price (£) |
|---|---|---|---|---|---|---|---|---|---|---|
| HN-M6 L | HN-M6 R | - | M6 | 8.0 | 0.315 | 4.0 | 0.157 | 0.001 | 0.002 | 0.72 |
| HN-14 L | HN-14 R | 1/4" | - | 8.0 | 0.315 | 4.0 | 0.157 | 0.001 | 0.002 | 0.72 |
| HN-M8 L | HN-M8 R | - | M8 | 10.0 | 0.394 | 5.0 | 0.197 | 0.001 | 0.002 | 0.75 |
| HN-516 L | HN-516 R | 5/16" | - | 10.0 | 0.394 | 5.0 | 0.197 | 0.001 | 0.002 | 0.75 |
| HN-M10 L | HN-M10 R | - | M10 | 13.0 | 0.512 | 7.0 | 0.276 | 0.001 | 0.002 | 1.05 |
| HN-38 L | HN-38 R | 3/8" | - | 13.0 | 0.512 | 6.5 | 0.256 | 0.001 | 0.002 | 1.05 |
| HN-716 L | HN-716 R | 7/16" | - | 14.0 | 0.551 | 8.4 | 0.331 | 0.009 | 0.020 | 1.64 |
| HN-M12 L | HN-M12 R | - | M12 | 17.0 | 0.669 | 8.0 | 0.315 | 0.009 | 0.020 | 1.64 |
| HN-12 L | HN-12 R | 1/2" | - | 17.0 | 0.669 | 8.0 | 0.315 | 0.010 | 0.022 | 1.64 |
| HN-M16 L | HN-M16 R | - | M16 | 22.0 | 0.866 | 11.0 | 0.433 | 0.020 | 0.044 | 3.30 |
| HN-58 L | HN-58 R | 5/8" | - | 22.0 | 0.866 | 11.0 | 0.433 | 0.020 | 0.044 | 3.30 |
| HN-M20 L | HN-M20 R | - | M20 | 24.0 | 0.945 | 13.0 | 0.512 | 0.020 | 0.044 | 4.60 |
| HN-34 L | HN-34 R | 3/4" | - | 24.0 | 0.945 | 13.0 | 0.512 | 0.020 | 0.044 | 4.60 |
| HN-M22 L | HN-M22 R | - | M22 | 30.0 | 1.181 | 17.0 | 0.669 | 0.040 | 0.088 | 18.76 |
| HN-78 L | HN-78 R | 7/8" | - | 30.0 | 1.181 | 16.5 | 0.650 | 0.040 | 0.088 | 18.76 |
| HN-M24 L | HN-M24 R | - | M24 | 36.0 | 1.417 | 18.0 | 0.799 | 0.088 | 0.194 | 21.40 |
| HN-100 L | HN-100 R | 1" | - | 36.0 | 1.417 | 17.5 | 0.689 | 0.088 | 0.194 | 21.40 |







# Stainless Steel Thimble

- Suitable for forming hard eyes in wire ropes
- Thimbles reinforce and support looped wire rope eyes and create a lasting surface

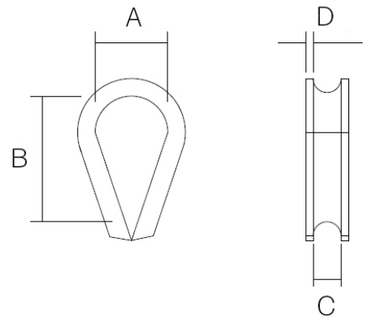

| Reference | Wire Size (MM) | A (MM) | A (Inch) | B (MM) | B (Inch) | C (MM) | C (Inch) | D (MM) | D (Inch) | Weight (KG) | Weight (LB) | Price (£) |
|---|---|---|---|---|---|---|---|---|---|---|---|---|
| T-02 | 2 MM | 10.3 | 0.406 | 22.0 | 0.866 | 2.3 | 0.091 | 0.8 | 0.033 | 0.003 | 0.007 | 0.31 |
| T-03 | 3 MM | 12.8 | 0.504 | 25.0 | 0.984 | 3.2 | 0.134 | 1.0 | 0.039 | 0.003 | 0.007 | 0.37 |
| T-03S | 3 MM | 10.4 | 0.409 | 18.0 | 0.709 | 3.6 | 0.142 | 1.0 | 0.039 | 0.003 | 0.007 | 0.43 |
| T-04 | 4 MM | 13.6 | 0.535 | 28.5 | 1.122 | 4.3 | 0.169 | 1.0 | 0.039 | 0.007 | 0.015 | 0.55 |
| T-05 | 5 MM | 16.3 | 0.642 | 32.0 | 1.260 | 5.8 | 0.228 | 1.0 | 0.039 | 0.007 | 0.015 | 0.59 |
| T-05S | 5 MM | 13.4 | 0.528 | 24.0 | 0.945 | 5.8 | 0.228 | 1.0 | 0.039 | 0.006 | 0.013 | 0.59 |
| T-06 | 6 MM | 17.3 | 0.681 | 33.0 | 1.299 | 6.4 | 0.252 | 1.3 | 0.051 | 0.014 | 0.031 | 0.71 |
| T-07 | 7 MM | 19.3 | 0.760 | 36.0 | 1.417 | 8.4 | 0.331 | 1.5 | 0.059 | 0.014 | 0.031 | 1.42 |
| T-08 | 8 MM | 22.7 | 0.894 | 41.0 | 1.614 | 8.6 | 0.339 | 1.5 | 0.059 | 0.022 | 0.049 | 1.97 |
| T-10 | 10 MM | 26.0 | 1.024 | 46.0 | 1.811 | 12.0 | 0.472 | 1.5 | 0.059 | 0.028 | 0.062 | 3.66 |
| T-12 | 12 MM | 29.6 | 1.165 | 55.0 | 2.165 | 14.5 | 0.571 | 2.6 | 0.102 | 0.040 | 0.088 | 4.25 |

# Copper Ferrules

- Copper Ferrule for crimping wire rope
- Suitable for forming eyes and stops in wire rope
- Swaging press or crimping tool required
- Supplied as singles

| Reference | Wire Size (MM) | Wire Rope Limits - Wire Core (MM) | Weight (KG) | Weight (LB) | Price (£) |
|---|---|---|---|---|---|
| British Standard | | | | | |
| BF-CU 01.5 | 1 MM | 0.95 - 1.05 | 0.002 | 0.004 | 0.24 |
| BF-CU 02 | 1.5 MM | 1.45 - 1.60 | 0.002 | 0.004 | 0.36 |
| BF-CU 02.5 | 2 MM | 1.95 - 2.15 | 0.002 | 0.004 | 0.46 |
| BF-CU 03 | 2.5 MM | 2.40 - 2.65 | 0.004 | 0.009 | 0.69 |
| BF-CU 03.5 | 3 MM | 2.90 - 3.20 | 0.006 | 0.013 | 0.85 |
| BF-CU 04 | 3.5 MM | 3.40 - 3.70 | 0.010 | 0.022 | 1.18 |
| BF-CU 04.5 | 4 MM | 3.90 - 4.30 | 0.014 | 0.031 | 1.51 |
| BF-CU 05 | 5 MM | 4.60 - 5.40 | 0.016 | 0.035 | 1.75 |
| BF-CU 06 | 6 MM | 6.30 | 0.024 | 0.053 | 1.97 |
| BF-CU 08 | 8 MM | 8.50 | 0.068 | 0.150 | 5.61 |
| Din Standard 3093 | | | | | |
| F-CU 01.5 | 1 MM | 1.1 - 1.4 | 0.001 | 0.002 | 0.22 |
| F-CU 02 | 1.5 MM | 1.5 - 1.9 | 0.002 | 0.004 | 0.24 |
| F-CU 02.5 | 2 MM | 2.0 - 2.4 | 0.002 | 0.004 | 0.27 |
| F-CU 03 | 2.5 MM | 2.5 - 2.9 | 0.002 | 0.004 | 0.37 |
| F-CU 03.5 | 3 MM | 3.0 - 3.4 | 0.004 | 0.009 | 0.52 |
| F-CU 04 | 3.5 MM | 3.5 - 3.8 | 0.006 | 0.013 | 0.69 |
| F-CU 04.5 | 4 MM | 3.9 - 4.3 | 0.010 | 0.022 | 1.01 |
| F-CU 05 | 4.5 MM | 4.4 - 4.8 | 0.012 | 0.026 | 1.21 |
| F-CU 06 | 5 MM | 4.9 - 5.8 | 0.020 | 0.044 | 1.97 |
| F-CU 06.5 | 6 MM | 5.9 - 6.2 | 0.026 | 0.057 | 2.21 |
| F-CU 07 | 6.5 MM | 6.3 - 6.7 | 0.034 | 0.075 | 2.90 |
| F-CU 08 | 7 MM | 6.8 - 7.7 | 0.044 | 0.097 | 3.91 |
| F-CU 09 | 8 MM | 7.8 - 8.6 | 0.064 | 0.141 | 5.69 |
| F-CU 10 | 9 MM | 8.7 - 9.6 | 0.092 | 0.203 | 7.16 |
| F-CU 11 | 10 MM | 9.7 - 10.5 | 0.116 | 0.256 | 9.78 |
| F-CU 12 | 11 MM | 10.6 - 11.5 | 0.160 | 0.353 | 12.41 |







# Split Pins

- Manufactured from 316 Stainless Steel
- Used to restrain fork and clevis pins, studs etc.

| Reference | DIA | Length (MM) | Length (Inch) | Pack (Quantity) | Weight per pack (KG) | Weight per pack (LB) | Price (£) |
|---|---|---|---|---|---|---|---|
| 779-00 PKT-10 | 1.5 X 12 | 12.0 | 0.468 | 10 | 0.010 | 0.022 | 1.18 |
| 779-01 PKT-10 | 2.3 X 12 | 12.0 | 0.468 | 10 | 0.010 | 0.022 | 1.30 |
| 779-02 PKT-10 | 2.3 X 16 | 16.0 | 0.624 | 10 | 0.010 | 0.022 | 1.32 |
| 779-03 PKT-10 | 2.3 X 19 | 19.0 | 0.741 | 10 | 0.020 | 0.044 | 1.36 |
| 779-04 PKT-10 | 3 X 19 | 19.0 | 0.741 | 10 | 0.020 | 0.044 | 1.56 |
| 779-05 PKT-10 | 3 X 24 | 24.0 | 0.936 | 10 | 0.060 | 0.132 | 2.57 |
| 779-06 PKT-10 | 5 X 40 | 40.0 | 1.560 | 10 | 0.070 | 0.154 | 5.07 |
| 779-07 PKT-10 | 5 X 52 | 52.0 | 2.028 | 10 | 0.080 | 0.176 | 7.00 |

# Split Rings

- Manufactured from 316 Stainless Steel
- Used to restrain fork and clevis pins, studs etc.

| Reference | DIA (MM) | DIA (Inch) | Pack (Quantity) | Weight per pack (KG) | Weight per pack (LB) | Price (£) |
|---|---|---|---|---|---|---|
| C775-01 PKT-10 | 16.0 | 0.630 | 10 | 0.010 | 0.022 | 2.49 |
| C775-02 PKT-10 | 24.0 | 0.945 | 10 | 0.020 | 0.044 | 3.48 |

# Strap Toggle Pin

- Manufactured from 316 Stainless Steel
- Replacement pin for Strap Toggles, product reference (038, B15, B18)

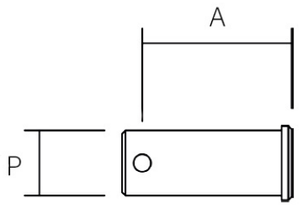

| Reference | A (MM) | A (Inch) | P (MM) | P (Inch) | Pack (Quantity) | Weight per pack (KG) | Weight per pack (LB) | Price (£) |
|---|---|---|---|---|---|---|---|---|
| 057-03 | 12.7 | 0.500 | 6.4 | 1/4" | 5 | 0.125 | 0.276 | 20.45 |
| 057-04 | 15.5 | 0.610 | 7.9 | 5/16" | 5 | 0.225 | 0.496 | 18.05 |
| 057-05 | 17.5 | 0.689 | 9.5 | 3/8" | 5 | 0.400 | 0.882 | 19.25 |
| 057-06 | 20.2 | 0.795 | 11.1 | 7/16" | 5 | 0.550 | 1.213 | 24.79 |
| 057-08 | 23.8 | 0.937 | 12.7 | 1/2" | 2 | 0.128 | 0.282 | 9.99 |
| 057-10 | 31.0 | 1.220 | 16.0 | 5/8" | 2 | 0.240 | 0.529 | 13.71 |
| 057-12 | 38.1 | 1.500 | 18.5 | 3/4" | 1 | 0.101 | 0.223 | 11.19 |
| 057-14 | 42.0 | 1.654 | 21.5 | 7/8" | 1 | 0.160 | 0.353 | 15.52 |







# Sta-Lok Fork Pin

- Manufactured from 316 Stainless Steel
- Replacement pin for Sta-Lok Fork, product reference (034)

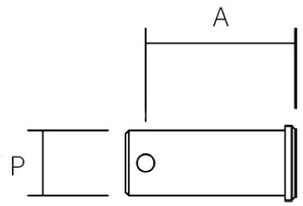

| Reference | A (MM) | A (Inch) | P (MM) | P (Inch) | Pack (Quantity) | Weight per pack (KG) | Weight per pack (LB) | Price (£) |
|---|---|---|---|---|---|---|---|---|
| 037-03 | 15.5 | 0.610 | 5.0 | 3/16" | 5 | 0.100 | 0.220 | 24.19 |
| 037-04 | 17.5 | 0.689 | 6.4 | 1/4" | 5 | 0.200 | 0.441 | 24.19 |
| 037-05 | 20.6 | 0.811 | 8.0 | 5/16" | 5 | 0.300 | 0.661 | 31.04 |
| 037-06 | 27.0 | 1.063 | 10.9 | 7/16" | 5 | 0.600 | 1.323 | 44.64 |
| 037-07 | 27.0 | 1.063 | 10.9 | 7/16" | 5 | 0.600 | 1.323 | 44.64 |
| 037-08 | 34.1 | 1.343 | 12.6 | 1/2" | 2 | 0.128 | 0.282 | 19.85 |
| 037-10 | 37.3 | 1.469 | 15.6 | 5/8" | 2 | 0.280 | 0.617 | 24.19 |
| 037-12 | 47.6 | 1.874 | 18.5 | 3/4" | 1 | 0.120 | 0.265 | 23.59 |
| 037-14 | 50.8 | 2.000 | 21.5 | 7/8" | 1 | 0.160 | 0.353 | 61.36 |
| 037-16 | 54.0 | 2.126 | 21.5 | 7/8" | 1 | 0.180 | 0.397 | 70.91 |
| 037-19 | 66.7 | 2.626 | 27.0 | 1 1/16" | 1 | 0.392 | 0.864 | 83.14 |
| 037-22 | 80.1 | 3.187 | 31.5 | 1 1/4" | 1 | 0.680 | 1.500 | 105.40 |
| 037-26 | 96.0 | 3.781 | 34.6 | 1 3/8" | 1 | 0.890 | 1.962 | 119.58 |

# Turnbuckle Fork Pins

- Replacement pin for Turnbuckle Fork, product references: B16 and B17
- For UNF Thread turnbuckles only

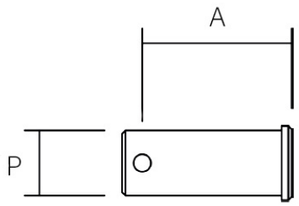

| Reference | Turnbuckle (UNF) | A (MM) | A (Inch) | P (MM) | P (Inch) | Pack (Quantity) | Weight per pack (KG) | Weight per pack (LB) | Price (£) |
|---|---|---|---|---|---|---|---|---|---|
| 047-03 | 1/4" | 14.5 | 0.571 | 6.2 | 1/4" | 5 | 0.020 | 0.044 | 18.05 |
| 047-04 | 5/16" | 19.0 | 0.748 | 7.7 | 5/16" | 5 | 0.040 | 0.088 | 20.45 |
| 047-05 | 3/8" | 23.8 | 0.937 | 9.3 | 3/8" | 5 | 0.085 | 0.187 | 29.84 |
| 047-06 | 7/16" | 27.0 | 1.063 | 10.9 | 7/16" | 5 | 0.140 | 0.309 | 35.37 |
| 047-08 | 1/2" | 34.1 | 1.343 | 12.6 | 1/2" | 2 | 0.080 | 0.176 | 13.11 |
| 047-10 | 5/8" | 40.5 | 1.594 | 15.6 | 5/8" | 2 | 0.140 | 0.309 | 16.72 |
| 047-12 | 3/4" | 47.6 | 1.874 | 18.5 | 3/4" | 1 | 0.120 | 0.265 | 22.98 |
| 047-14 | 7/8" | 54.0 | 2.126 | 21.5 | 7/8" | 1 | 0.180 | 0.397 | 27.91 |
| 047-16 | 1" | 60.3 | 2.374 | 25.0 | 1" | 1 | 0.280 | 0.617 | 40.91 |
| 047-19 | 1 1/8" | 69.8 | 2.748 | 28.2 | 1 1/8" | 1 | 0.392 | 0.864 | 83.01 |
| 047-22 | 1 1/4" | 74.6 | 2.937 | 31.5 | 1 1/4" | 1 | 0.680 | 1.500 | 105.40 |
| 047-26 | 1 3/8" | 87.3 | 3.437 | 34.6 | 1 3/8" | 1 | 0.890 | 1.962 | 119.58 |







# Wire Rope Grip

- To be used with stainless steel wire rope
- Suitable for forming eyes in wire rope
- Adjustable and reusable

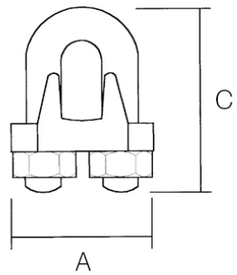

| Reference | Wire Size (MM) | A (MM) | A (Inch) | C (MM) | C (Inch) | Price (£) |
|---|---|---|---|---|---|---|
| WG-02 | 2 MM | 14.0 | 0.550 | 18.0 | 0.707 | 1.74 |
| WG-03 | 3 MM | 16.0 | 0.629 | 21.0 | 0.825 | 1.94 |
| WG-04 | 4 MM | 18.0 | 0.707 | 24.0 | 0.943 | 2.11 |
| WG-05 | 5 MM | 22.0 | 0.865 | 28.0 | 1.100 | 2.39 |
| WG-06 | 6 MM | 27.0 | 1.061 | 33.0 | 1.297 | 2.89 |
| WG-08 | 8 MM | 34.0 | 1.336 | 40.0 | 1.572 | 3.63 |
| WG-10 | 10 MM | 44.0 | 1.729 | 50.0 | 1.965 | 5.29 |
| WG-12 | 12 MM | 50.0 | 1.965 | 63.0 | 2.476 | 9.91 |

# Terms & Conditions

## 1. DEFINITIONS

In these Terms & Conditions, unless the context otherwise requires:
"The Company" means Sta-Lok Terminals Ltd of The Forge, Mistley Heath, Manningtree, Essex CO11 2QH.
"The Customer" means the person, firm or company to whom the Company supplies Goods under the Contract.
"The Contract" means the contract entered into between the Company and the Customer in relation to the Goods supplied, and
"The Goods" means the goods which the company is to supply to the Customer under the Contract.

## 2. GENERAL

2.1 The Company supplies the Goods on these Terms & Conditions only. Accordingly these Terms and Conditions shall apply to all orders for the Goods which are received from the Customer and (save as shall have been expressly agreed in writing by a director of the Company) shall prevail over any conditions of contract which the Customer may seek to impose. No variation of, or addition to, these Terms & Conditions and no representations about the Goods will be binding on the Company unless made in writing and signed by a director of the Company.
2.2 Any reference in these Terms & Conditions to any provision of an Act of Parliament or statutory instrument shall be construed as a reference to that provision as amended, re-enacted or extended from time to time.
2.3 The headings in these Terms & Conditions are set out for convenience only and shall have no effect on the interpretation of the individual clauses.

## 3. THE SCOPE OF CONTRACT

3.1 The Contract does not become binding upon the Company until the Company has issued a written acceptance of the Customer's order.
3.2 The Company's obligations under the Contract shall be limited to supplying the Goods contemplated by the Customer's order together with any variations thereof and additions thereto, which may subsequently be agreed. The Customer must give the Company reasonable notice of any variations and additions that are required.

## 4. PRICE

4.1 Subject as hereinafter provided, the price payable by the Customer for the Goods shall reflect the Company's price list from time to time in force in relation to the Customer except where the Company has issued a written quotation to the Customer, in which case the price or prices referred to in that quotation shall prevail,
4.2 The Company does however reserve the right to increase the price payable in order to reflect any agreed variations or additions to the Customer's requirements and any increases in production costs, which may be incurred by the Company between the date of the Customer's order and the date of despatch. In no circumstances shall any increase in the Contract price entitle the Customer to cancel its order or to repudiate the Contract but the Customer shall be entitled to receive notification of any such increases as soon as possible after their occurrence.
4.3 Unless expressly included in any quote given to the Customer, the Company shall be entitled to recover from the Customer as an additional item at cost all transportation, insurance, storage and other associated costs and charges which are incurred by the Company in delivering the Goods in accordance with the Customer's order, including any additional costs and charges which may be incurred by the Company in the event of the Customer for any reason failing or being unable to accept delivery of the Goods when tendered or causing despatch or delivery to be withheld through the non-payment of any sum due to the Company.
4.4 Unless otherwise indicated, all prices listed or quoted are exclusive of any applicable Value Added or other relevant sales taxes, which the Company reserves the right to levy at the prevailing rate on all amounts actually charged to the Customer.

## 5. PAYMENT

5.1 Payment of sums due under the Contract shall be made by the Customer nett within 30 days of invoice, unless the Company has requested alternative terms of payment in which case payment should be made on the terms then requested. The Company shall be entitled to invoice the Customer for each consignment despatched at any time on or after the date of despatch.
5.2 In the event that payment is not made by the due date, the Company shall be entitled to charge the Customer interest on any overdue amounts at the rate of 2% per month (or at such other rate as maybe advised by the Company from time to time) for each month or part month during which the said amounts are to remain overdue (both before and after any judgement).
5.3 Payment on or before the due date is of the essence of the Contract. Accordingly the Company shall upon notice to the Customer be entitled to withhold delivery and/or suspend the performance of the Contract generally if at the time of the notice payment of any amount stated on any of the Company's invoices (whether related to the Contract or not) is then overdue. If the Customer fails within 14 days of notice to settle the amount outstanding under the said invoices, then the Company shall be entitled to terminate the Contract without further notice.
5.4 The Customer shall not be entitled to retain, deduct or defer any sums whatsoever due to the Company under the Contract on account of any dispute cross claim or set off which it might have with the Company or with any company in the same group of companies as the Company.

## 6. DELIVERY

6.1 The performance of the Contract is subject to availability, and therefore in the event that it is unable to supply any specific Goods or any specific quantities of Goods, the Company reserves the right to provide suitable alternatives or suitable alternative quantities, and to make such reasonable adjustments (upwards or downwards) to the Contract price as are necessary to reflect the change. Such alterations shall not entitle the Customer to repudiate the Contract.
6.2 Unless otherwise indicated, and subject to the provisions of clause 4.3, the Company shall be responsible for arranging delivery of Goods to the Customer's premises. Accordingly the Customer undertakes to provide a safe and convenient access for the Company's delivery vehicles (or those of its agents) at each delivery point together with safe facilities for the loading and unloading of the Goods (including any assistance in loading and unloading that may be required). The placing of an order by the Customer shall be deemed to constitute authority for the Company's delivery vehicles (or those of its agents) to enter the Customer's premises where necessary and it shall be the responsibility of the Customer to supervise the safe discharge of each load.
6.3 Any time estimates or delivery dates given by the Company shall be by way of guidance only and shall not be of the essence of the Contract. Accordingly any delay in delivery shall not entitle the Customer to repudiate the Contract and the Company shall not be liable to the Customer (either in contract or tort) for any loss or damage whatsoever (including consequential losses, loss of profit and other losses of a similar nature) which may be suffered or sustained by it as a result of any failure by the Company to adhere to any time estimate or delivery date given.
6.4 If for any reason the Company still fails to deliver the Goods within any reasonable time limit specified by the Customer at any time after the Customer has purported to make time of the essence of the Contract, and a Court or any other arbiter subsequently finds the Company to be responsible for any loss or damage suffered by the Customer as a result thereof, the Company's liability therefore (both in contract and tort) shall be strictly limited to the excess (if any) of the cost to the Customer (over and above the Contract price) of obtaining similar goods (in the cheapest available market) to replace those not delivered.
6.5 Without prejudice to any of the above the Company shall be entitled to deliver the Goods by single delivery or instalment at its option and, whenever the Goods are delivered, or are to be delivered, by instalments, the Company shall be entitled to treat each delivery as a separate contract. Accordingly any failure by the Company to make one delivery (in whole or in part) shall not entitle the Customer to terminate any other contract or refuse any other deliveries.

## 7. OWNERSHIP AND RISK

7.1 Unless otherwise indicated, the risk of damage to the Goods shall pass to the Customer upon delivery to the Customer or its agents
7.2 However, title to the goods shall not pass to the Customer until the Company has received payment in full of all sums due from the Customer under the Contract together with any interest accrued thereon and other charges. In the meantime, the Company shall retain full legal and beneficial title to the Goods and the Customer shall (a) hold the goods in a fiduciary capacity as the Company's bailee free from any charge, lien or other encumbrance, (b) shall keep the Goods fully insured with a reputable insurer, and (c) shall store the Goods separately in such a way that they can be clearly identified as the Company's property. In this period the Company shall be entitled to recover possession of the Goods (or any of them) at any time and for any reason whatsoever and shall be entitled without restriction to lawfully enter upon the premises to the customer for the purposes of removing the Goods. The customer shall pay all costs and expenses incurred by the Company in exercising this right.
7.3 If, pending the passing title in the Goods, the Customer sells or otherwise disposes of the Goods in such manner as to pass valid title to a third party, the Customer shall hold the full proceeds of such a sale (and pending payment the right to receive the proceeds of such a sale) on trust for the Company in a separate and identifiable bank account.



During the same period, the Customer will pay the said proceeds to the Company on demand notwithstanding that any period of credit extended to the Customer may not have expired. In addition the Customer agrees that it will assign to the Company upon the Company's request all of its rights (under such a contract of sale) against any subsequent purchaser of the Goods.
7.4 Notwithsstanding that title may not have passed to the Customer, the Company may maintain an action for the price of the Goods supplied. The Customer acknowledges that nothing in clauses 7.2 and 7.3 above confers any right upon the Customer to return or reject the Goods supplied or to refuse, defer or delay payment for them.

## 8. LIEN

8.1 The Company shall (without prejudice to any other remedy available to it) have in respect of all unpaid debts and other sums due from the Customer under the Contract a general lien on any goods and property whatsoever in is possession (whether in relation to the contract or otherwise) which are or intended to become the property of the Customer.
8.2 Pursuant to that lien, the Company shall be entitled upon fourteen days written notice to the Customer to sell any goods or property so held upon such items as it thinks fit, and to keep the proceeds of the sale thereof in diminution of the debts, the other sums due and all costs and expenses incurred in or about effecting the sale.

## 9. CANCELLATION OF ORDERS

Orders for Goods which have been accepted by the Company may not be cancelled or suspended without the Company's prior written consent which consent the Company may give or withhold in its absolute discretion.

## 10. INVALIDITY OF ANY CONTRACTUAL TERM

If any clause or sub-clause or part thereof contained in these Terms and Conditions is held by any court or other competent authority to be invalid or unenforceable in whole or in part, the validity of the remainder of the clause or sub-clause and of the remaining clauses and sub-clauses of these Terms and Conditions shall not be affected thereby.

## 11. WAIVER

No waiver by the Company of any particular default or breach of Contract by the Customer shall be considered as a waiver of any subsequent default or breach of the same or of any other provision of the Contract.

## 12. ASSIGNMENT

The Customer may not assign the benefit or burden of the Contract without the written consent of the Company which the Company may give or withhold in its absolute discretion.

## 13. FORCE MAJEURE

In the event that the normal course of the Contract is frustrated, prevented, interrupted, hindered, delayed or rendered unduly expensive in any way whatsoever through war, rebellion, civil commotion, strike, lock-out or industrial dispute, fire, explosion, earthquake, act of God, flood, drought or bad weather, the unavailability or late delivery of supplies, the inability to secure labour or by any other cause whatsoever beyond the Company's control, the Company shall promptly give notice thereof to the Customer and shall have the right to cancel the Contract or defer its performance for as long as such force majeure shall continue.

## 14. PROPER LAW

The construction validity and performance of the Contract shall be governed by English Law and all disputes or questions which may arise out of, or in connection with, or in relation to the Contract shall be decided by the English Courts.

## 15. WARRANTIES AND LIMITATION OF LIABILITY

15.1 All Goods are sold on the basis that the Customer is neither a consumer nor deals as a consumer within the meaning of the Unfair Contract Terms Act 1977. Where the Goods are supplied under a consumer transaction, the statutory rights of the Customer shall be unaffected by anything set out in these Terms and Conditions.
15.2 The Company hereby warrants that the Goods are at the date of delivery free from any material defect in workmanship and will remain free from any material defect in workmanship and materials for a period of 2 years from the date of delivery to the Customer and correspond with any agreed written specification but the Company's liabilities under this warranty shall be limited to making available free of charge the labour and materials required to make good any such defects or (at the Company's option) replacing any defective Goods. The Company's liability under this warranty is also subject to the following conditions and limitations:
a. The Company will not accept any liability for any defective or faulty Goods supplied, unless the Customer gives the Company written notice of the defect or defects in question within 90 days of delivery (save where the defect or defects are of a nature which would not normally be apparent upon a reasonable inspection, in which case the notice of defect or defects must be given within 14 days of discovering the same);
b. The Company will not accept any liability for goods damaged in transit unless the Customer gives it written notice of the damage within 5 working days of delivery;
c. The Goods having been properly stored and used by the Customer prior to the defect occurring;
d. The Company will not accept any liability whatsoever in relation to any goods which have been fitted incorrectly or subjected to any incorrect, abnormal or improper load use accident or unauthorised modification, repair or application, whether by the Customer or any third party;
e. The goods having been used in accordance with the Company's instructions whether written or oral;
f. The Goods having been subjected to proper and adequate inspection after installation and properly maintained in accordance with the Company's guidelines;
g. The Goods having been returned at the Company's request but at the Customer's expense for inspection; and
h. The Company having received the total price for the Goods by the due date for payment. Without
prejudice to the provisions of clause 7.1 above, all goods which are returned to or replaced by the Company, shall become the property of the Company.
15.3 The warranty contained in clause 15.2 is given in lieu of and shall be deemed to exclude all other warranties and conditions whether express or implied whether arising by common law, statute or otherwise to the fullest extent permitted by law, other than that relating to title to the Goods. The warranty contained in clause 15.2 does not extend to parts, materials or equipment not manufactured by the Company, in respect of which the Customer shall only be entitled to the benefit of any such warranty or guarantee as is given by the manufacturer to the Company.
The warranty contained in clause 15.2 does not extend to cosmetic defects occurring after supply. In corrosive atmospheres stainless steel parts may show discolouration.
15.4 Save as provided under the Unfair Contract Terms Act 1977 and as mentioned in this clause 15, all
liability (both in contract and in tort) of the Company for any consequential losses, loss of profit and other losses of a similar nature which may be suffered or sustained by the Customer in connection with the contract and/or the quality or performance of the goods supplied there under is excluded to the fullest extent permitted by law.
15.5 All Goods are sold on the basis that the Customer has satisfied itself as to the suitability of the Goods for use or resale in accordance with its own specialised knowledge and skill and the Customer acknowledges that it has not placed any reliance upon the skill or judgement of the Company or of any of the Company's servants or agents. In the case of export orders, it is also the Customer's responsibility to ensure that the Goods comply with any legislation or regulations relating to their use in the country in question and the Company shall not therefore incur any liability whatever in respect thereof. The Company shall not be under any liability in respect of any defect arising from fair wear and tear, wilful damage or arising from any drawing, design or specification supplied by the Customer.
15.6 The Customer agrees to indemnify the Company against all claims relating to Goods sold to the Customer in respect of any loss damage or expense, whether direct or consequential, sustained by any third party save only in respect of death or personal injury caused by the negligence of the Company or any of its employees, agents or sub-contractors.
15.7 Notwithstanding the above provisions, the Company does not exclude or restrict its liability for death or personal injury caused by its negligence or that of its employees, agents or subcontractors.
15.8 Some states do not permit some of the limitations or exclusions noted above, so some of them may not apply to the Customer.

## 16. RETURNS

16.1 Rigging hardware manufactured by Sta-Lok is guaranteed at the time of shipment, to be free of defects in material and craftsmanship and only when used for the purpose intended.
16.2 Returned goods will not be accepted without notification and prior approval by Sta-Lok Terminals Ltd.
16.3 All returns must be prepaid and in a re-saleable condition before a credit can be issued. We reserve the right to make a re-stocking charge of 25%.
16.4 Items that have been manufactured to specific requirements, including but not limited too, Wire Rope Assemblies and Tie Rod Assemblies cannot be refunded.

STA-LOK®

The Forge, Mistley Heath,
Manningtree, Essex CO11 2QH
England

Contact us:

+44 (0) 1206 390773
enquiries@stalok.com

USA Office:

+1 910 259 3394
usa@stalok.com

Follow us on:

STA-LOK®

stalok.com